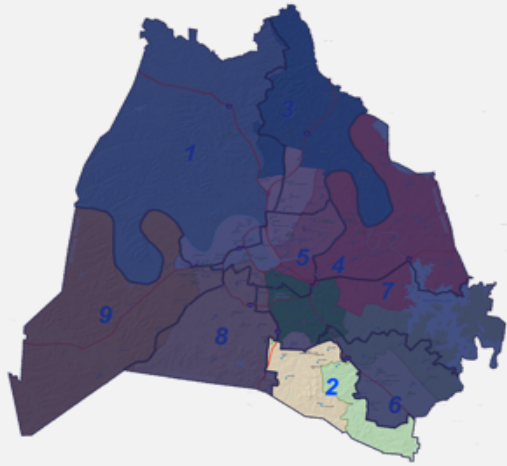


District 2: South Nashville

8,814 TOTAL STUDENTS Students in Traditional Schools: 92% | Charter Schools: 8%



Elementary Schools

Crieve Hall Elementary School; Cole Elementary School; Granbery Elementary School; Haywood Elementary School; Shayne Elementary School; Tusculum Elementary School

Middle Schools

McMurray Middle School; Oliver Middle School; Valor Flagship Academy (Charter); Valor Voyager Academy (Charter)

High Schools

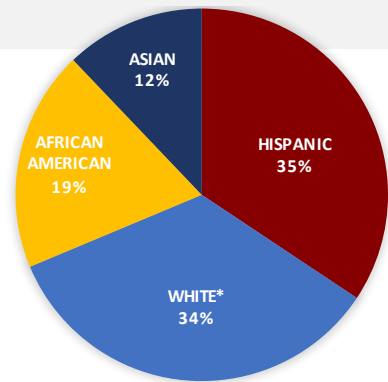
John Overton High School

Summary of Academic & Demographic Data

- One of the most diverse districts in MNPS and has no racial majority
- Has the second highest percentage of English Language Learners in MNPS
- Charter schools academically outperform traditional schools
- Has the lowest suspension rate in MNPS

Student Demographics

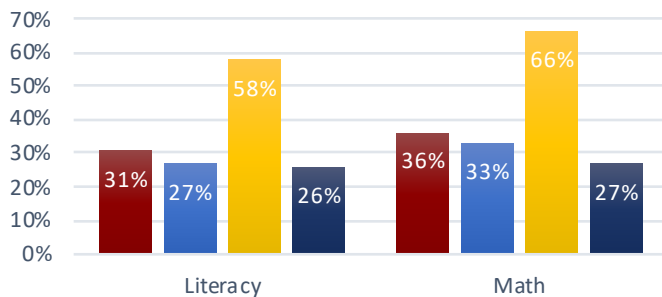
**White often includes Middle Eastern and North African (MENA)*



	District 2	District 2: Traditional Schools	District 2: Charter Schools	All MNPS
ENGLISH LANGUAGE LEARNERS %	36%	38%	20%	19%
STUDENTS WITH DISABILITIES %	10%	10%	11%	13%
ECONOMICALLY DISADVANTAGED %	47%	47%	36%	51%

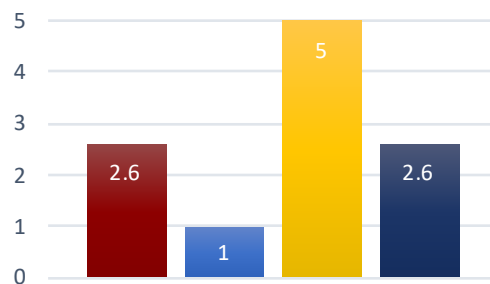
Achievement Scores

Percentage of Students Considered "On Track" or "Mastered" on TNReady Scale of 1-100% for Elementary and Middle Schools Only



Growth Scores

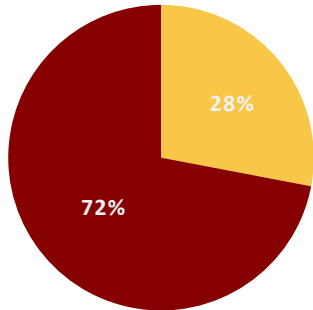
Average Score Measured by TVAAS Scale of 1-5 for Middle and High Schools Only



■ District 2
 ■ District 2: Traditional
 ■ District 2: Charter
 ■ All MNPS

COLLEGE READINESS | High School ACT Data

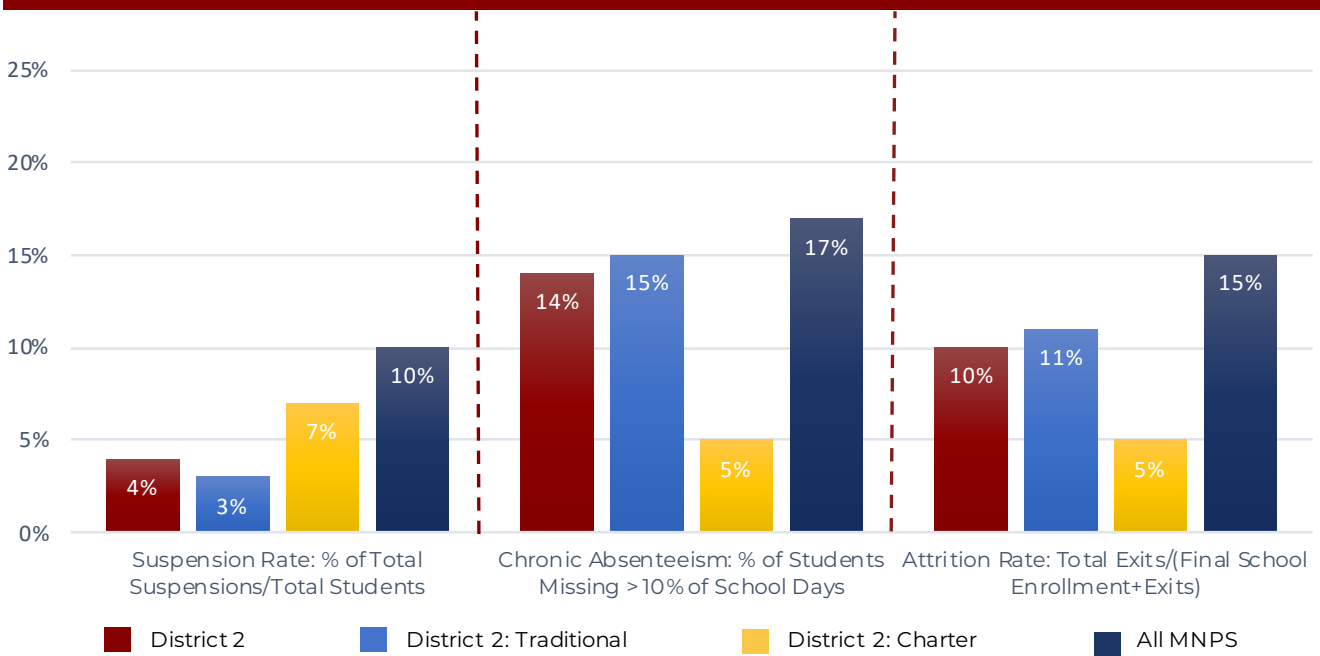
Students are considered "College Ready" if they score a 21 or above on the ACT exam.



- Students Scoring a 21+
- Students Scoring Below a 21

	"College Ready"	Average ACT Score	Graduation Rate
John Overton High School	28%	18.4	86%
All MNPS	23%	19	80%

STUDENT CULTURE DATA



TEACHER DATA

	District 2	MNPS Traditional Schools
Teacher Annual Retention (2-year average)	80%	77%
Teacher Attendance Rate (2016-2017 only)	94%	93%
Average Years Principal Has Served in Role	3.2	4

For additional information on District 2, visit <https://www.mnps.org/district-2>

Data Notes: "All MNPS" includes charter and district-managed schools.