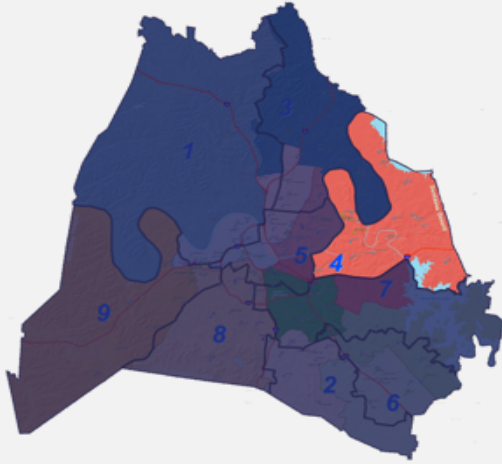


District 4: Central & East Nashville

9,888 TOTAL STUDENTS

Students in Traditional Schools: 98% | Charter Schools: 2%



Elementary Schools

Andrew Jackson Elementary School; Dodson Elementary School; DuPont Elementary School; Hermitage Elementary School; Hickman Elementary School; McGavock Elementary School; Pennington Elementary School; Ruby Major Elementary School; Stanford Elementary School; Tulip Grove Elementary School

Middle Schools

DuPont Hadley Middle School; DuPont Tyler Middle School; Margaret Allen Middle School; Strive Collegiate Academy (Charter); Two Rivers Middle School

High Schools

McGavock High School

Non-Traditional Schools Not Included in This Report

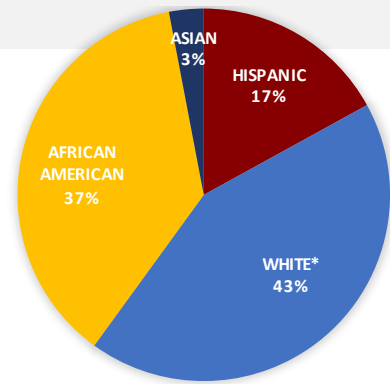
The Academy at Opry Mills

Summary of Academic & Demographic Data

- Tied for the highest charter school TVAAS growth scores in MNPS
- Is one of the most racially and ethnically diverse districts in MNPS
- Has the highest average years a principal has served in their role, 4.9

Student Demographics

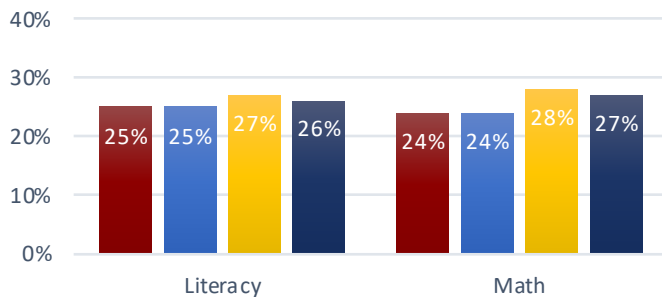
*White often includes Middle Eastern and North African (MENA)



	District 4	District 4: Traditional Schools	District 4: Charter Schools	All MNPS
ENGLISH LANGUAGE LEARNERS %	11%	11%	15%	19%
STUDENTS WITH DISABILITIES %	14%	14%	13%	13%
ECONOMICALLY DISADVANTAGED %	44%	44%	40%	51%

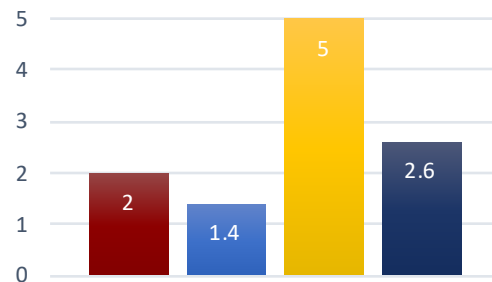
Achievement Scores

Percentage of Students Considered "On Track" or "Mastered" on TNReady Scale of 1-100% for Elementary and Middle Schools Only



Growth Scores

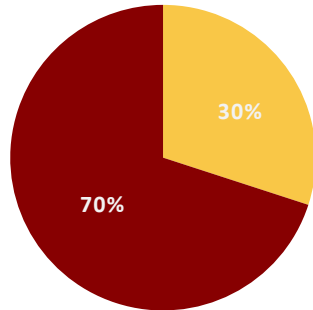
Average Score Measured by TVAAS Scale of 1-5 for Middle and High Schools Only



■ District 4
 ■ District 4: Traditional
 ■ District 4: Charter
 ■ All MNPS

COLLEGE READINESS | High School ACT Data

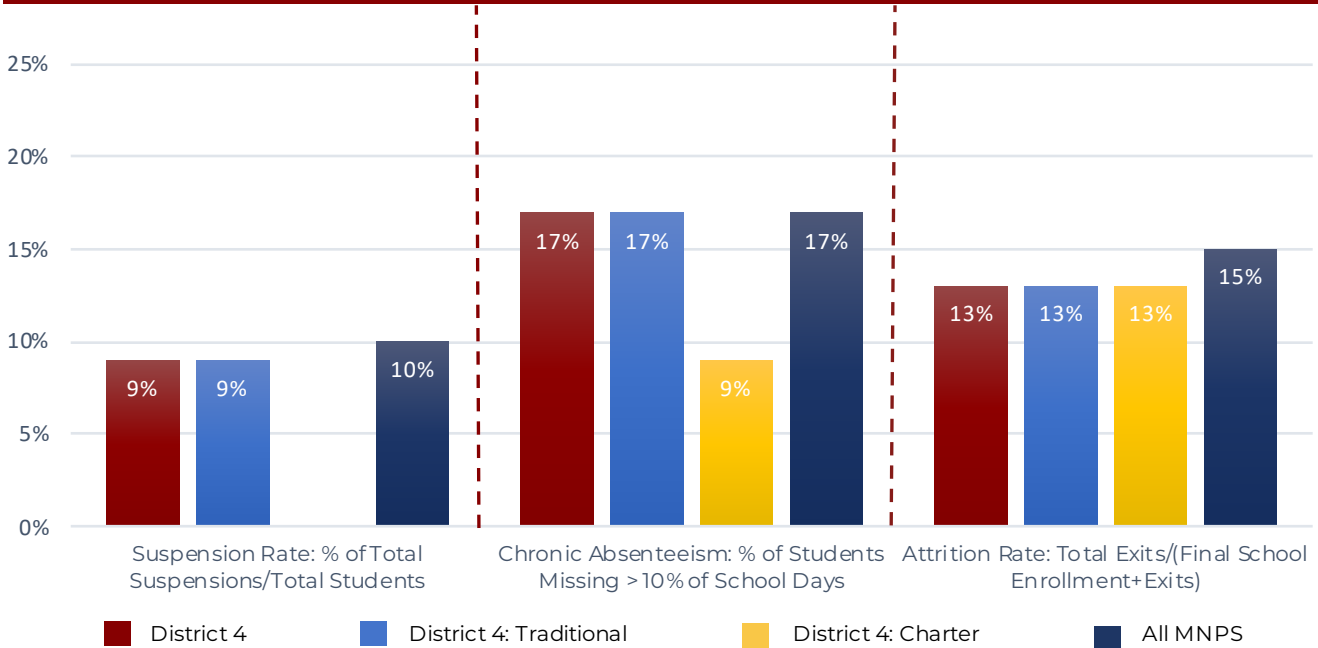
Students are considered "College Ready" if they score a 21 or above on the ACT exam.



■ Students Scoring a 21+
 ■ Students Scoring Below a 21

	"College Ready"	Average ACT Score	Graduation Rate
McGavock High School	30%	18.5	78%
All MNPS	23%	19	80%

STUDENT CULTURE DATA



TEACHER DATA

	District 4	MNPS Traditional Schools
Teacher Annual Retention (2-year average)	81%	77%
Teacher Attendance Rate (2016-2017 only)	93%	93%
Average Years Principal Has Served in Role	4.9	4

For additional information on District 4, visit <https://www.mnps.org/district-4>

Data Notes: "All MNPS" includes charter and district-managed schools. Strive Collegiate, District 4's only charter school, did not provide suspension data.