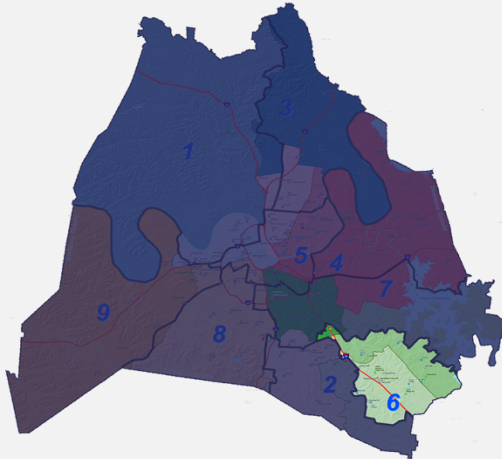


# District 6: Southeast Nashville

10,765 TOTAL STUDENTS

Students in Traditional Schools: 91% | Charter Schools: 9%



### Elementary Schools

A.Z. Kelley Elementary School; Cane Ridge Elementary School; Henry C. Maxwell Elementary School; J.E. Moss Elementary School; Lakeview Elementary School; Mount View Elementary School; Paragon Mills Elementary School

### Middle Schools

Antioch Middle School; Apollo Middle School; Intrepid College Prep (Charter); John F. Kennedy Middle School; Knowledge Academy (Charter); Knowledge Academies at the Crossings\* (Charter)

### High Schools

Antioch High School; Intrepid Independence High School\* (Charter); LEAD Prep Southeast High School\* (Charter); Knowledge Academies High School (Charter)

### Non-Traditional Schools Not Included in This Report

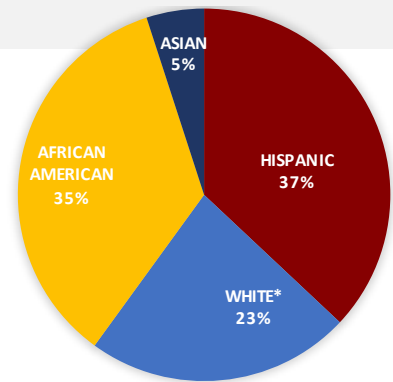
The Academy at Hickory Hollow

### Summary of Academic & Demographic Data

- Charters outperform traditional schools in achievement and growth scores
- Is home to three recently founded charter high schools— one in 2015 and two in 2017
- Is one of the most racially and ethnically diverse districts in MNPS
- Serves the second largest student population

### Student Demographics

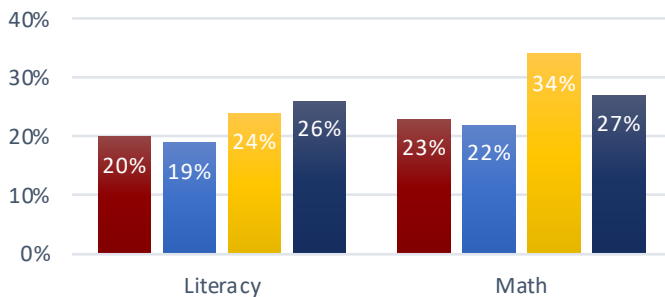
\*White often includes Middle Eastern and North African (MENA)



	District 6	District 6: Traditional Schools	District 6: Charter Schools	All MNPS
ENGLISH LANGUAGE LEARNERS %	33%	34%	29%	19%
STUDENTS WITH DISABILITIES %	12%	12%	10%	13%
ECONOMICALLY DISADVANTAGED %	49%	50%	46%	51%

### Achievement Scores

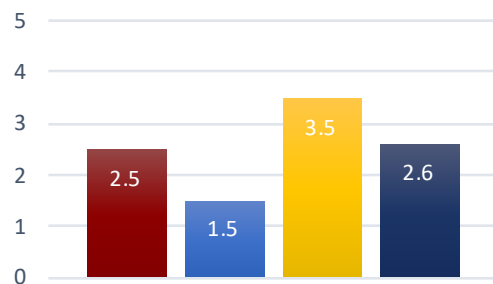
Percentage of Students Considered "On Track" or "Mastered" on TNReady Scale of 1-100% for Elementary and Middle Schools Only



■ District 6    
 ■ District 6: Traditional    
 ■ District 6: Charter    
 ■ All MNPS

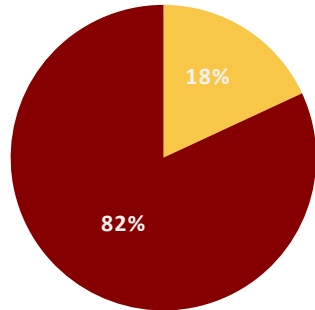
### Growth Scores

Average Score Measured by TVAAS Scale of 1-5 for Middle and High Schools Only



**COLLEGE READINESS | High School ACT Data\***

Students are considered "College Ready" if they score a 21 or above on the ACT exam.

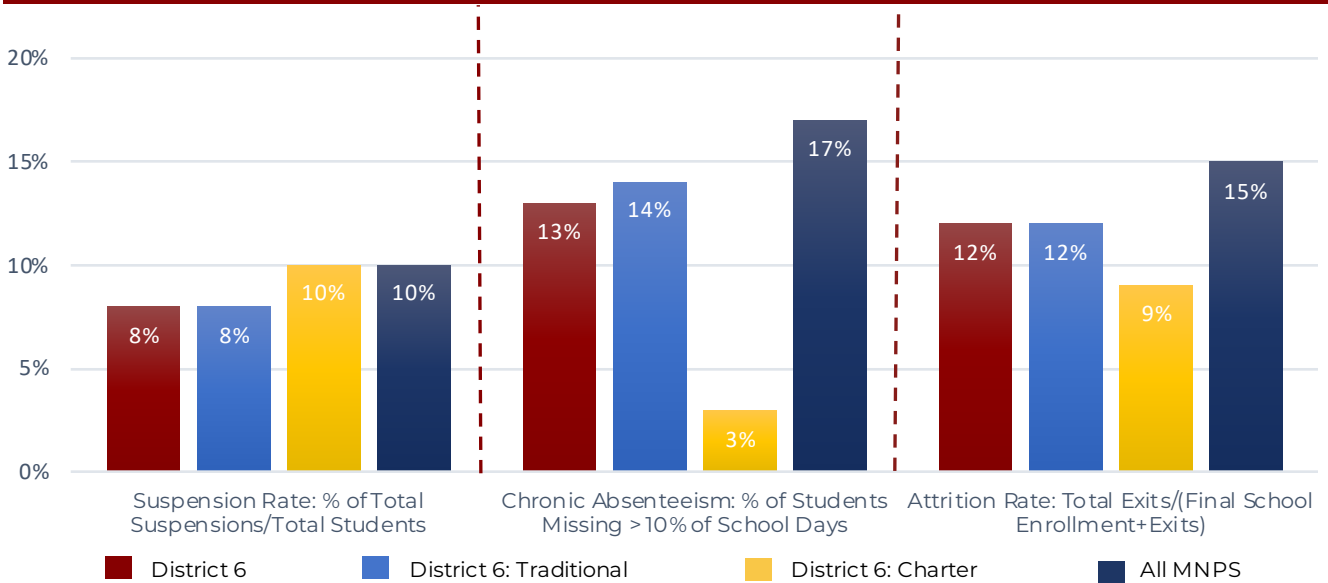


- Students Scoring a 21+
- Students Scoring Below a 21

	"College Ready"	Average ACT Score	Graduation Rate
Antioch High School	18%	17.9	81%
All MNPS	23%	19	80%

\* Intrepid, LEAD Southeast and Knowledge Academies High Schools do not yet have graduating classes.

**STUDENT CULTURE DATA**



**TEACHER DATA**

	District 6	MNPS Traditional Schools
Teacher Annual Retention (2-year average)	75%	77%
Teacher Attendance Rate (2016-2017 only)	93%	93%
Average Years Principal Has Served in Role	3.3	4

For additional information on District 6, visit <https://www.mnps.org/district-6>

Data Notes: "All MNPS" includes charter and district-managed schools. Data sets which were not available for District 6: Intrepid College Prep, no suspension data; LEAD Prep and Intrepid High school both opened in fall of 2017 and as a result have no data yet.