

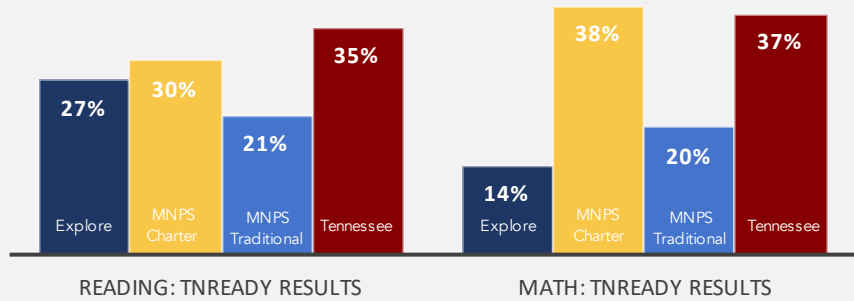
Explore Community School

YEAR FOUNDED: 2015 | GRADE LEVELS: K-3


ACADEMICS

Achievement Scores

Percentage of students "On Track or Mastered" on a 100% Scale



Growth Scores
Student annual academic growth on a scale of 1-5, with 5 representing the highest growth category



CULTURE

STUDENTS

% of Students Chronically Absent
% of Students Suspended Annually
Student Attrition

	Explore	MNPS Charter	MNPS Traditional
% of Students Chronically Absent	21%	12%	16%
% of Students Suspended Annually	0%	12%	8%
Student Attrition	10%	12%	16%

TEACHERS

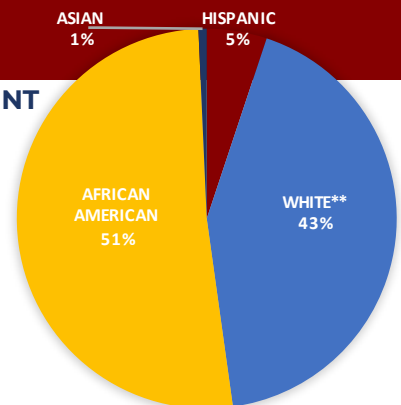
Two-year Retention

	Explore	MNPS Charter	MNPS Traditional
Two-year Retention	72%	71%	73%

ENROLLMENT & DEMOGRAPHICS

2018-2019 ENROLLMENT: **296**

ENROLLMENT BY RACE



	Explore	MNPS Charter	MNPS Traditional
ENGLISH LANGUAGE LEARNERS	1%	15%	19%
STUDENTS WITH DISABILITIES	14%	13%	12%
ECONOMICALLY DISADVANTAGED	44%	49%	45%