

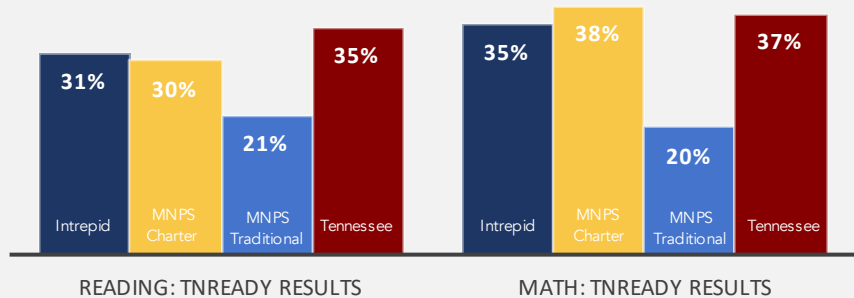
Intrepid College Prep Charter School

YEAR FOUNDED: 2013 | GRADE LEVELS: 5-11

ACADEMICS

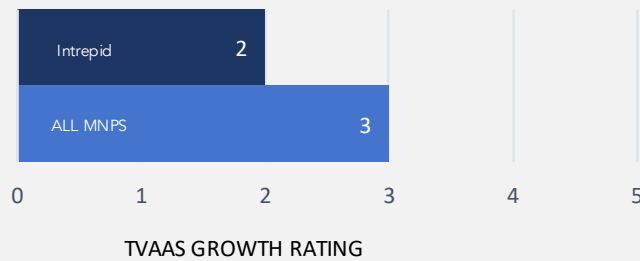
Achievement Scores

Percentage of students "On Track or Mastered" on a 100% Scale



Growth Scores

Student annual academic growth on a scale of 1-5, with 5 representing the highest growth category



CULTURE

STUDENTS

% of Students Chronically Absent
% of Students Suspended Annually
Student Attrition

	Intrepid	MNPS Charter	MNPS Traditional
% of Students Chronically Absent	N/A**	12%	16%
% of Students Suspended Annually	17%	12%	8%
Student Attrition	12%	12%	16%

TEACHERS

Two-year Retention

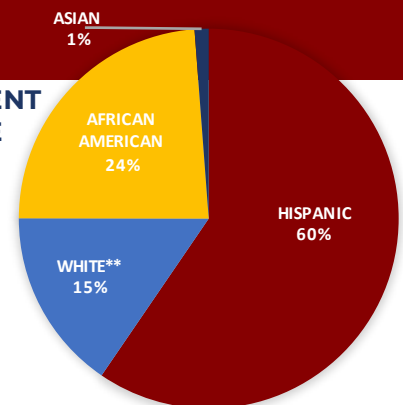
	Intrepid	MNPS Charter	MNPS Traditional
Two-year Retention	65%	71%	73%

ENROLLMENT & DEMOGRAPHICS

2018-2019 ENROLLMENT: **581**

ENROLLMENT BY RACE

	Intrepid	MNPS Charter	MNPS Traditional
ENGLISH LANGUAGE LEARNERS	20%	15%	19%
STUDENTS WITH DISABILITIES	7%	13%	12%
ECONOMICALLY DISADVANTAGED	37%	49%	45%



All Data sourced from TNDOE website or MNPS Warehouse;
N/A** - Data masked for student privacy reasons; See Data Notes

**White often includes MENA (Middle Eastern and North African).