

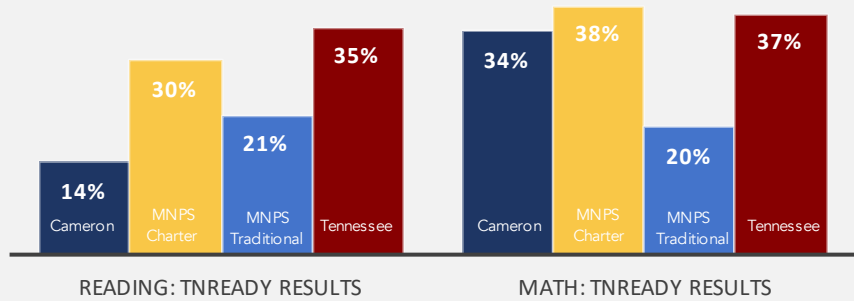
# LEAD Cameron College Prep

YEAR FOUNDED: 2011 | MNPS Turnaround School | GRADE LEVELS: 5-8

## ACADEMICS


### Achievement Scores

Percentage of students "On Track or Mastered" on a 100% Scale



### Growth Scores

Student annual academic growth on a scale of 1-5, with 5 representing the highest growth category



## CULTURE

### STUDENTS

% of Students Chronically Absent  
% of Students Suspended Annually  
Student Attrition

	Cameron	MNPS Charter	MNPS Traditional
% of Students Chronically Absent	15%	12%	16%
% of Students Suspended Annually	9%	12%	8%
Student Attrition	14%	12%	16%

### TEACHERS

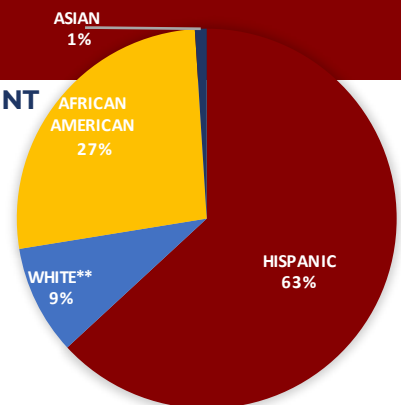
Two-year Retention

	Cameron	MNPS Charter	MNPS Traditional
Two-year Retention	76%	71%	73%

## ENROLLMENT & DEMOGRAPHICS

2018-2019 ENROLLMENT: **603**

### ENROLLMENT BY RACE



	Cameron	MNPS Charter	MNPS Traditional
ENGLISH LANGUAGE LEARNERS	36%	15%	19%
STUDENTS WITH DISABILITIES	13%	13%	12%
ECONOMICALLY DISADVANTAGED	58%	49%	45%