

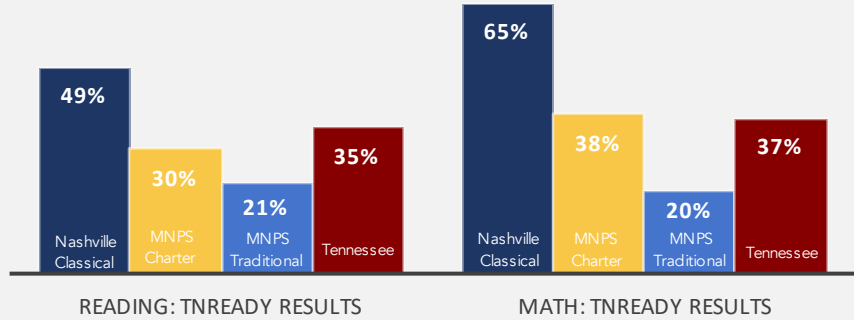
Nashville Classical

YEAR FOUNDED: 2013 | Reward School | GRADE LEVELS: K-6

ACADEMICS


Achievement Scores

Percentage of students "On Track or Mastered" on a 100% Scale



Growth Scores

Student annual academic growth on a scale of 1-5, with 5 representing the highest growth category



CULTURE

STUDENTS

% of Students Chronically Absent
% of Students Suspended Annually
Student Attrition

	Nashville Classical	MNPS Charter	MNPS Traditional
% of Students Chronically Absent	6%	12%	16%
% of Students Suspended Annually	4%	12%	8%
Student Attrition	4%	12%	16%

TEACHERS

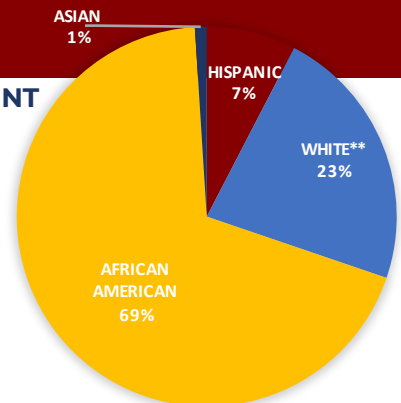
Two-year Retention

	Nashville Classical	MNPS Charter	MNPS Traditional
Two-year Retention	95%	71%	73%

ENROLLMENT & DEMOGRAPHICS

2018-2019 ENROLLMENT: **393**

ENROLLMENT BY RACE



	Nashville Classical	MNPS Charter	MNPS Traditional
ENGLISH LANGUAGE LEARNERS	2%	15%	19%
STUDENTS WITH DISABILITIES	13%	13%	12%
ECONOMICALLY DISADVANTAGED	45%	49%	45%