

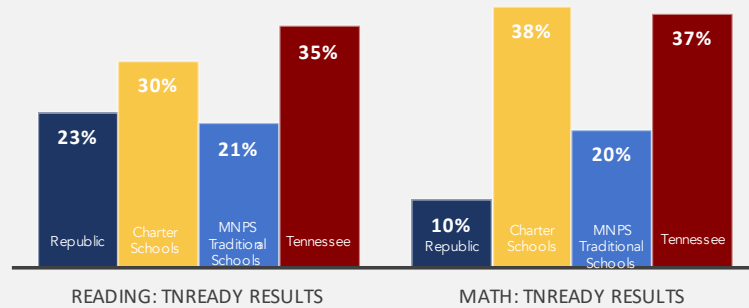
Republic High School

YEAR FOUNDED: 2015 | GRADE LEVELS: 9-12

ACADEMICS

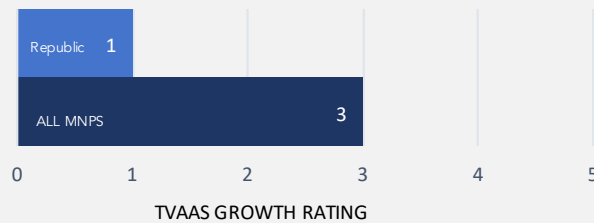
Achievement Scores

Percentage of students "On Track or Mastered" on a 100% Scale



Growth Scores

Student annual academic growth on a scale of 1-5, with 5 representing the highest growth category



College Readiness

| | Republic | MNPS Charter | MNPS Traditional | Tennessee |
|-------------------|----------|--------------|------------------|-----------|
| Graduation Rate | N/A | 85% | 81% | 89% |
| ACT Composite Avg | 20.3 | 19.6 | 16.9 | 20.2 |
| % Ready Graduate | N/A | 52% | 23% | 40% |

CULTURE

STUDENTS

% of Students Chronically Absent
% of Students Suspended Annually
Student Attrition

| | Republic | MNPS Charter | MNPS Traditional |
|----------------------------------|----------|--------------|------------------|
| % of Students Chronically Absent | 31% | 12% | 16% |
| % of Students Suspended Annually | 17% | 12% | 8% |
| Student Attrition | 13% | 12% | 16% |

TEACHERS

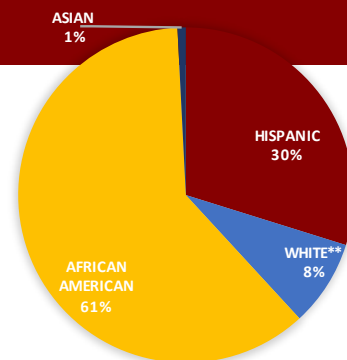
Two-year Retention

| | Republic | Charter Schools | Traditional Schools |
|--------------------|----------|-----------------|---------------------|
| Two-year Retention | 55% | 71% | 73% |

ENROLLMENT & DEMOGRAPHICS

2018-2019 ENROLLMENT: **666**

| | Republic | MNPS Charter | MNPS Traditional |
|----------------------------|----------|--------------|------------------|
| ENGLISH LANGUAGE LEARNERS | 6% | 15% | 19% |
| STUDENTS WITH DISABILITIES | 14% | 13% | 12% |
| ECONOMICALLY DISADVANTAGED | 45% | 49% | 45% |



All Data sourced from TDOE website or MNPS Warehouse; 2017-18 only served through grade 11; N/A – Data Unavailable; See Data Notes

**White often includes MENA (Middle Eastern and North African).