

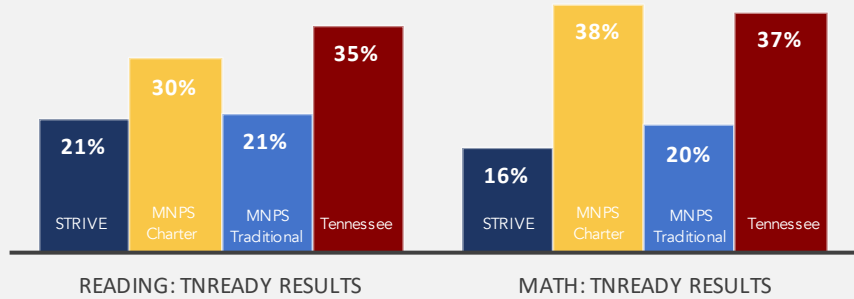
STRIVE Collegiate Academy

YEAR FOUNDED: 2015 | GRADE LEVELS: 5-8

ACADEMICS

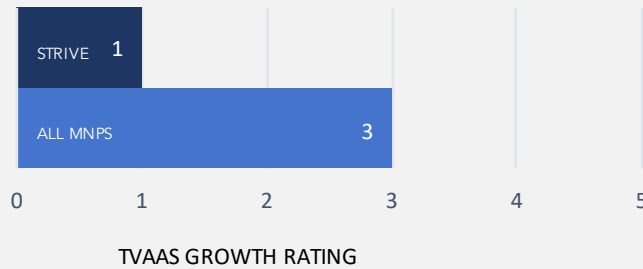
Achievement Scores

Percentage of students "On Track or Mastered" on a 100% Scale



Growth Scores

Student annual academic growth on a scale of 1-5, with 5 representing the highest growth category



CULTURE

STUDENTS

% of Students Chronically Absent
% of Students Suspended Annually
Student Attrition

	STRIVE	MNPS Charter	MNPS Traditional
% of Students Chronically Absent	10%	12%	16%
% of Students Suspended Annually	8%	12%	8%
Student Attrition	11%	12%	16%

TEACHERS

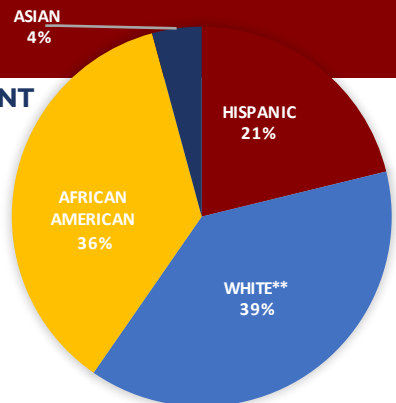
Two-year Retention

	STRIVE	MNPS Charter	MNPS Traditional
Two-year Retention	63%	71%	73%

ENROLLMENT & DEMOGRAPHICS

2018-2019 ENROLLMENT: **355**

ENROLLMENT BY RACE



	STRIVE	MNPS Charter	MNPS Traditional
ENGLISH LANGUAGE LEARNERS	8%	15%	19%
STUDENTS WITH DISABILITIES	12%	13%	12%
ECONOMICALLY DISADVANTAGED	31%	49%	45%