

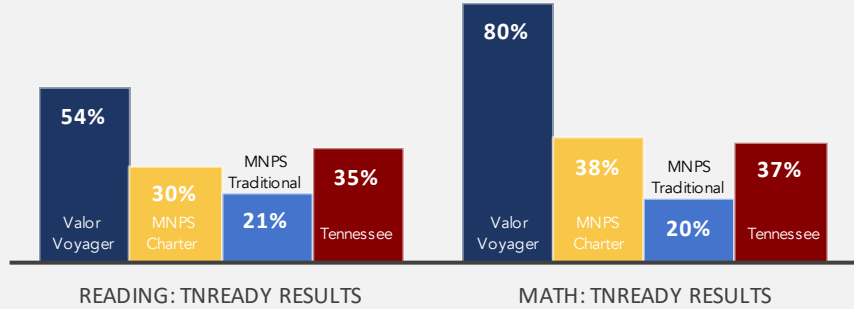
Valor Voyager Academy

YEAR FOUNDED: 2015 | Reward School | GRADE LEVELS: 4-8

ACADEMICS


Achievement Scores

Percentage of students "On Track or Mastered" on a 100% Scale



Growth Scores

Student annual academic growth on a scale of 1-5, with 5 representing the highest growth category



CULTURE

STUDENTS

% of Students Chronically Absent
% of Students Suspended Annually
Student Attrition

	Valor Voyager	MNPS Charter	MNPS Traditional
% of Students Chronically Absent	N/A**	12%	16%
% of Students Suspended Annually	5%	12%	8%
Student Attrition	4%	12%	16%

TEACHERS

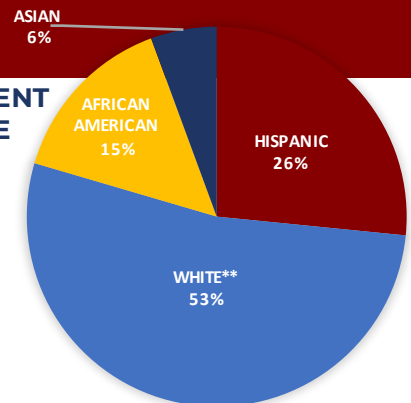
Two-year Retention

	Valor Voyager	MNPS Charter	MNPS Traditional
Two-year Retention	77%	71%	73%

ENROLLMENT & DEMOGRAPHICS

2018-2019 ENROLLMENT: 521

ENROLLMENT BY RACE



	Valor Voyager	MNPS Charter	MNPS Traditional
ENGLISH LANGUAGE LEARNERS	12%	15%	19%
STUDENTS WITH DISABILITIES	13%	13%	12%
ECONOMICALLY DISADVANTAGED	34%	49%	45%

All Data sourced from TNDOE website or MNPS Warehouse;
N/A** - Data masked for student privacy reasons; See Data Notes

**White often includes MENA (Middle Eastern and North African).