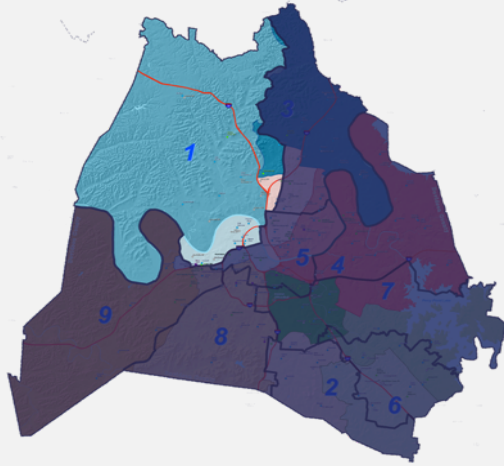


District 1: Northwest Nashville

7,592 TOTAL STUDENTS

Students in Traditional Schools: 68% | Charter Schools: 32%



Elementary Schools

Alex Green Elementary School; Bellshire Elementary School; Buena Vista Elementary School; Cockrill Elementary School; Cumberland Elementary School; Hull Jackson Elementary School; Joelton Elementary School; Jones Elementary School; Purpose Prep (Charter); KIPP Nashville College Prep Elementary; Robert Churchwell Elementary School; Robert E. Lilliard Elementary School; Rocketship Nashville Northeast (Charter)

Middle Schools

Creswell Middle Prep School of the Arts; Haynes Middle School; Joelton Middle School; John Early Middle School; KIPP Nashville College Prep (Charter); Nashville Academy of Computer Science (Charter); Moses McKissack Middle School

High Schools

RePublic High School (Charter); Whites Creek High

Non-Traditional Schools Not Included in this Report

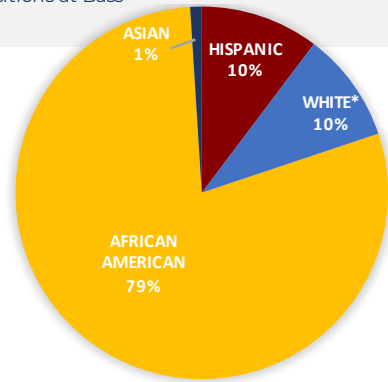
W.A. Bass Alternative Learning Center; W.A. Bass Adult Program; The Academy at Old Cockrill; Transitions at Bass

Summary of Academic & Demographic Data

- Has the second-highest percentage of economically disadvantaged students in MNPS
- Has the second-lowest percent of English Language Learners in MNPS
- Has the lowest Literacy scores in MNPS
- Has the second-highest student suspension rate in MNPS

Student Demographics

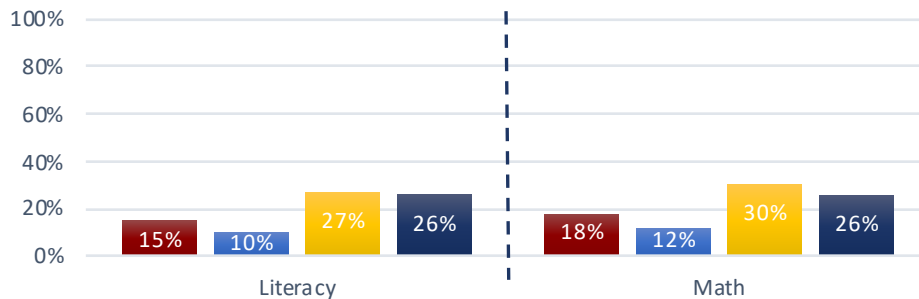
*White often includes Middle Eastern and North African (MENA)



	District 1	District 1: Traditional Schools	District 1: Charter Schools	All MNPS
ENGLISH LANGUAGE LEARNERS %	5%	4%	6%	17%
STUDENTS WITH DISABILITIES %	16%	17%	14%	13%
ECONOMICALLY DISADVANTAGED %	66%	69%	59%	44%

Achievement Scores

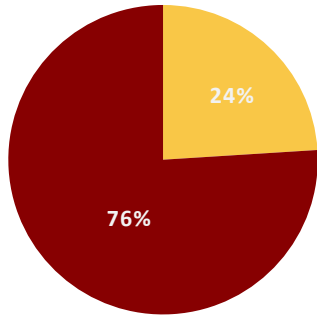
Percentage of Students Considered "On Track" or "Mastered" on TNReady Scale of 1-100% for Elementary and Middle Schools Only



■ District 1
 ■ District 1: Traditional
 ■ District 1: Charter
 ■ All MNPS

COLLEGE READINESS | High School ACT Data

Students are considered "College Ready" if they score a 21 or above on the ACT exam.

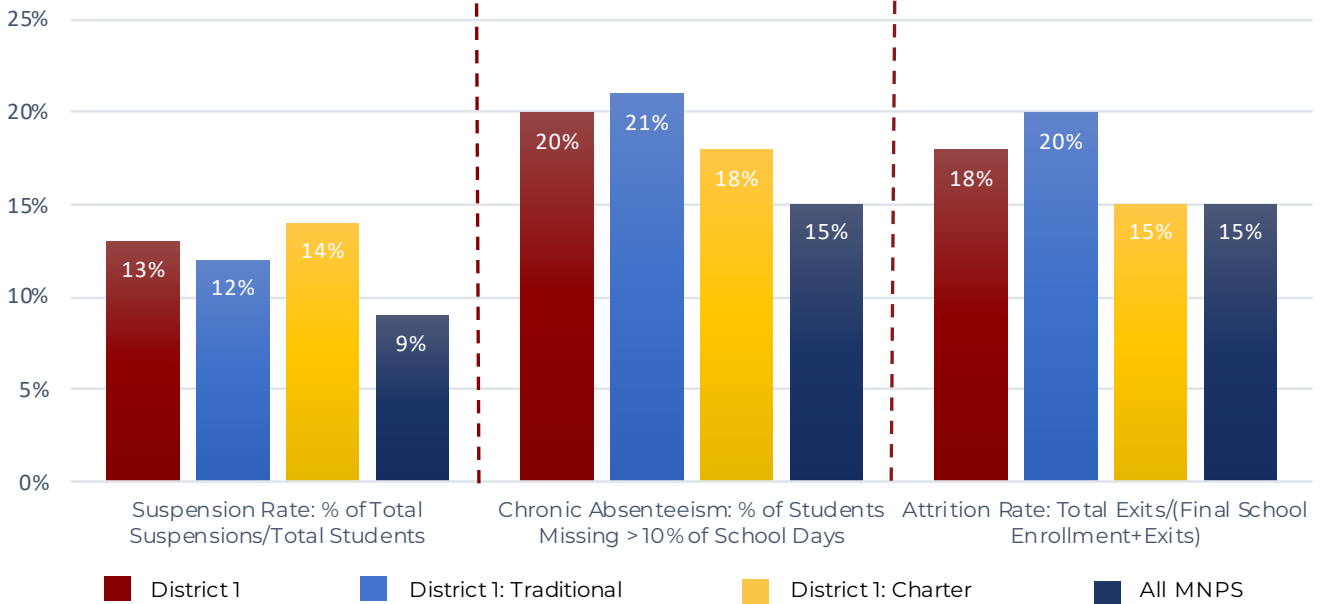


■ Students Scoring a 21+
 ■ Students Scoring Below a 21

	College Ready	Average ACT Score	Graduation Rate
White Creek High School	24%	15.4	83%
All MNPS	22%	18.9	80%

*Republic High School has not yet had a graduating class.

STUDENT CULTURE DATA



TEACHER DATA

	District 1	MNPS Traditional Schools
Teacher Annual Retention (2-year average)	63%	73%

For additional information on District 1, visit <https://www.mnps.org/District-1>

Data Notes: "All MNPS" includes charter and district-managed schools.