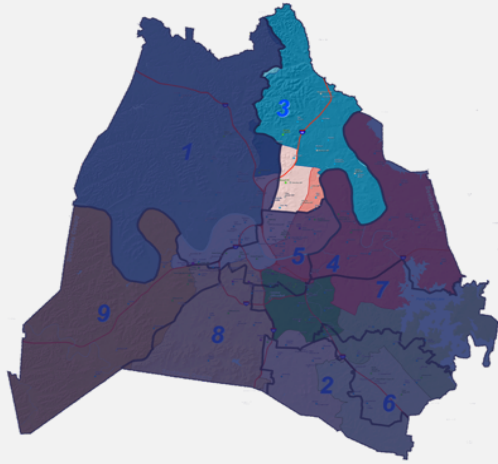


District 3: North Nashville

7,782 TOTAL STUDENTS Students in Traditional Schools: 98% | Charter Schools: 2%



Elementary Schools

Amqui Elementary School; Chadwell Elementary School; Dan Mills Elementary School; Gateway Elementary School; Goodlettsville Elementary School; Neely's Bend Elementary School; Old Center Elementary School; Smithson Craighead Academy (Charter); Stratton Elementary School; Tom Joy Elementary School

Middle Schools

Goodlettsville Middle School; Gra-Mar Middle School; Isaac Middle School; Jere Baxtor Middle School; Madison Middle School

High Schools

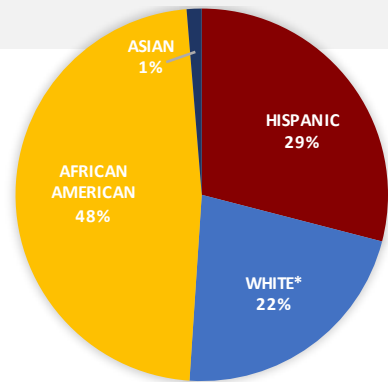
Hunter's Lane High School; Maplewood High School

Summary of Academic & Demographic Data

- Has the highest percentage of chronically absent students in MNPS
- Has the lowest Math scores in MNPS
- Has the lowest "College Ready" scores in MNPS

Student Demographics

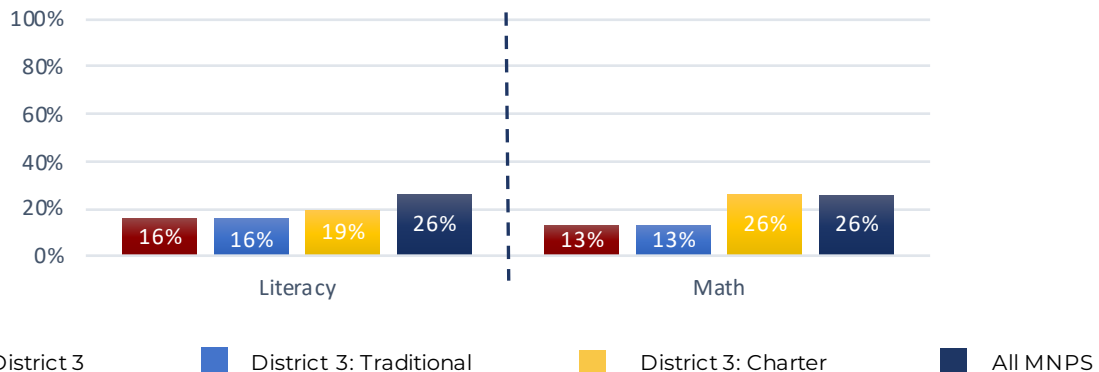
*White often includes Middle Eastern and North African (MENA)



	District 3	District 3: Traditional Schools	District 3: Charter Schools	All MNPS
ENGLISH LANGUAGE LEARNERS %	17%	17%	28%	17%
STUDENTS WITH DISABILITIES %	15%	14%	18%	13%
ECONOMICALLY DISADVANTAGED %	55%	55%	57%	44%

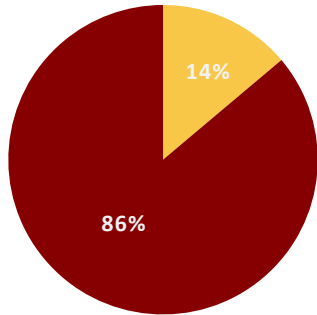
Achievement Scores

Percentage of Students Considered "On Track" or "Mastered" on TNReady Scale of 1-100% for Elementary and Middle Schools Only



COLLEGE READINESS | High School ACT Data

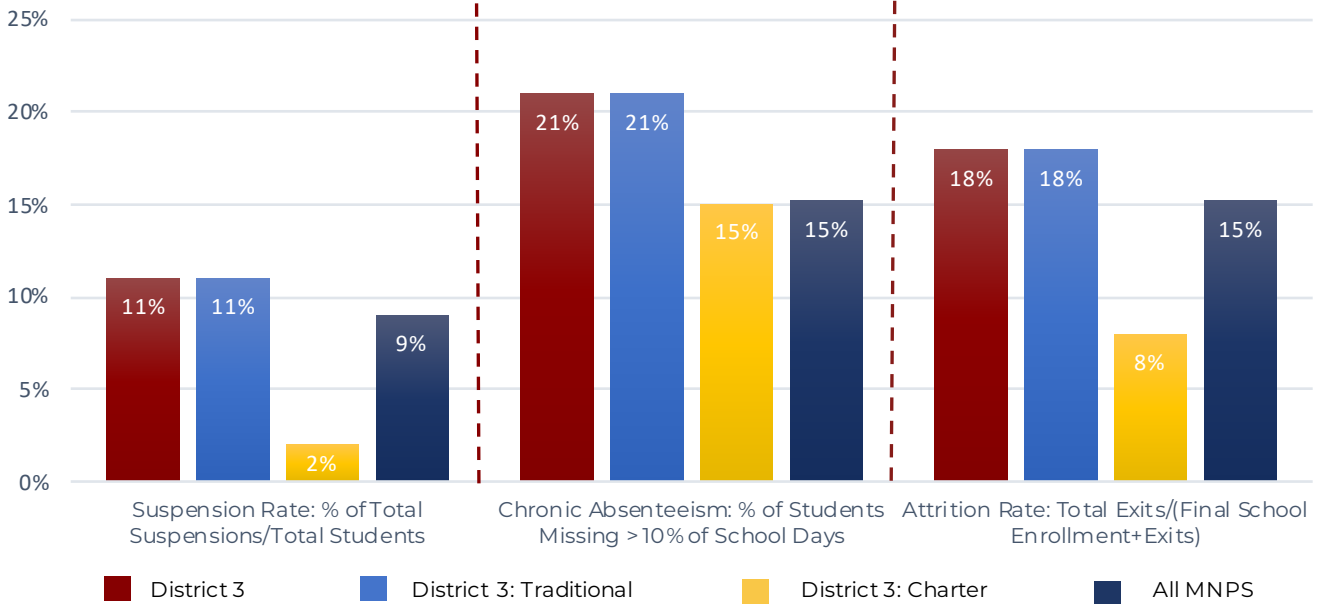
Students are considered "College Ready" if they score a 21 or above on the ACT exam.



■ Students Scoring a 21+
 ■ Students Scoring Below a 21

	College Ready	Average ACT Score	Graduation Rate
Hunter's Lane High School	18%	16	83%
Maplewood High School	8%	15.2	76%
All MNPS	22%	18.9	80%

STUDENT CULTURE DATA



TEACHER DATA

	District 3	MNPS Traditional Schools
Teacher Annual Retention (2-year average)	72%	73%

For additional information on District 3, visit <https://www.mnps.org/district-3>

Data Notes: "All MNPS" includes charter and district-managed schools.