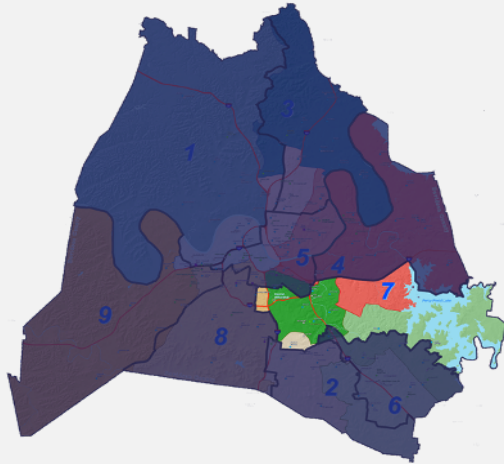


District 7: Southeast Nashville

7,754 TOTAL STUDENTS

Students in Traditional Schools: 93% | Charter Schools: 7%



Elementary Schools

Rocketship United (Charter); Glencliff Elementary School; Glengarry Elementary School; Glenview Elementary School; John B. Whitsitt Elementary School; Norman Binkley Elementary School; Smith Springs Elementary School; Una Elementary

Middle Schools

Croft Middle School; Thurgood Marshall Middle School; Wright Middle School

High Schools

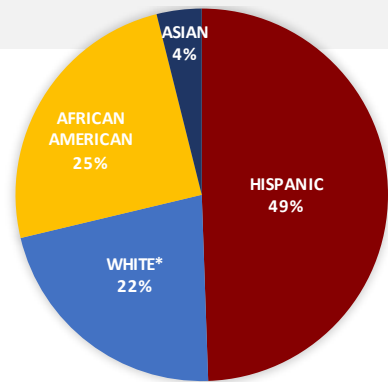
Glencliff High School

Summary of Academic & Demographic Data

- Has the highest percentage of English Language Learners in MNPS
- Has the highest percentage of Hispanic/Latino students in MNPS
- Has the second lowest Literacy scores in MNPS
- Has the second-lowest "College Ready" scores in MNPS
- Has the second-lowest student suspension rate in MNPS

Student Demographics

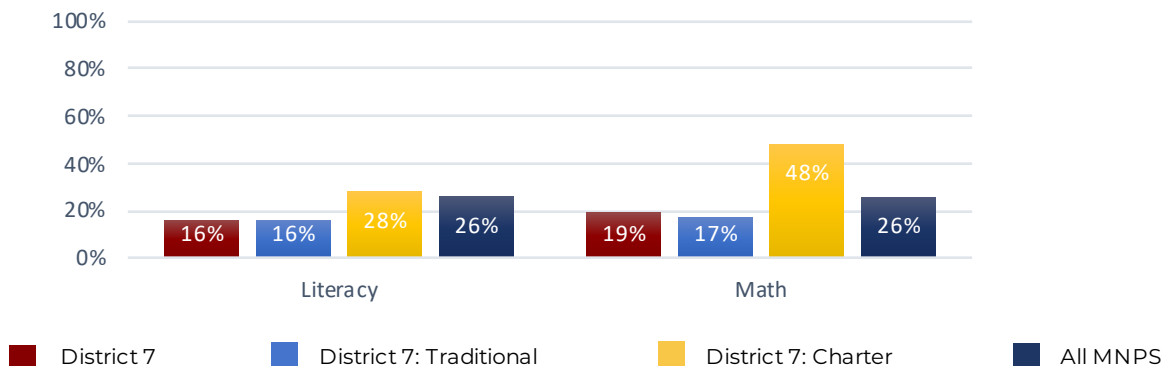
*White often includes Middle Eastern and North African (MENA)



	District 7	District 7: Traditional Schools	District 7: Charter Schools	All MNPS
ENGLISH LANGUAGE LEARNERS %	37%	36%	38%	17%
STUDENTS WITH DISABILITIES %	12%	12%	10%	13%
ECONOMICALLY DISADVANTAGED %	47%	47%	53%	44%

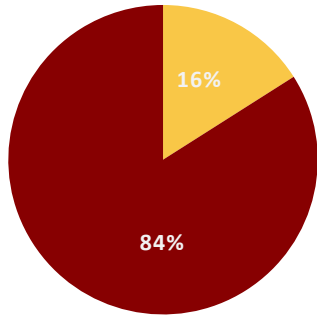
Achievement Scores

Percentage of Students Considered "On Track" or "Mastered" on TNReady Scale of 1-100% for Elementary and Middle Schools Only



COLLEGE READINESS | High School ACT Data

Students are considered "College Ready" if they score a 21 or above on the ACT exam.

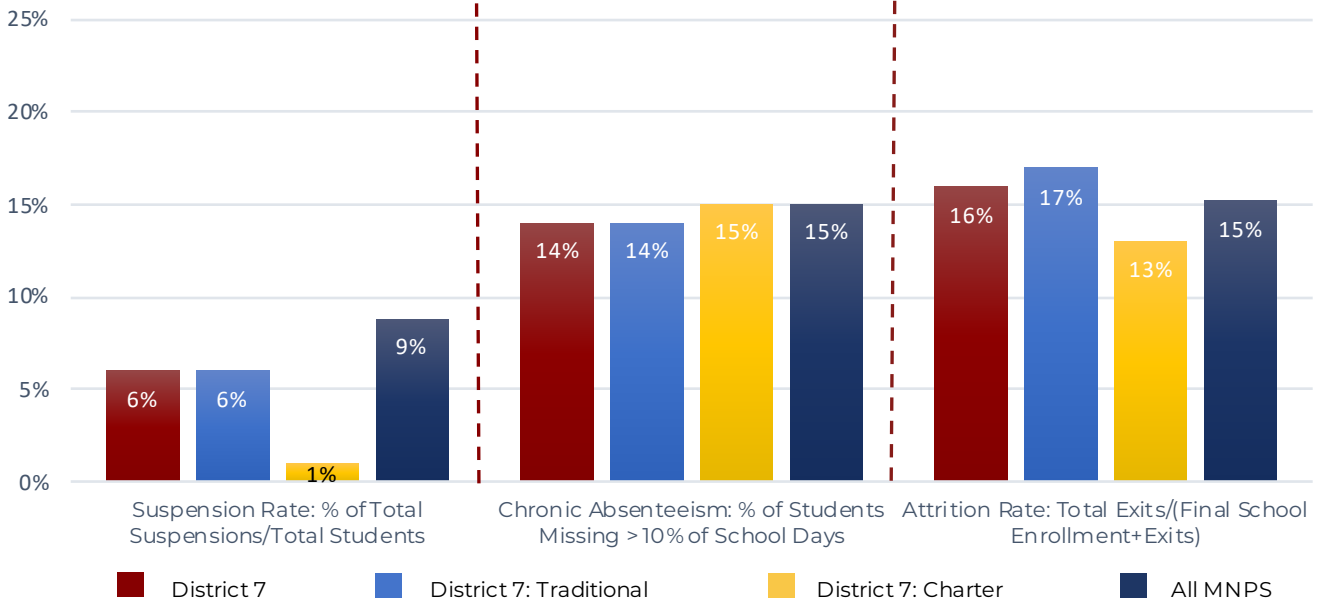


- Students Scoring a 21+
- Students Scoring Below a 21

	College Ready	Average ACT Score	Graduation Rate
Glenduff High School	16%	15.9	68%
All MNPS	22%	18.9	80%

*Republic High School has not yet had a graduating class.

STUDENT CULTURE DATA



TEACHER DATA

	District 7	MNPS Traditional Schools
Teacher Annual Retention (2-year average)	74%	73%

For additional information on District 7, visit <https://www.mnps.org/district-7>

Data Notes: "All MNPS" includes charter and district-managed schools.