

Knowledge Academy

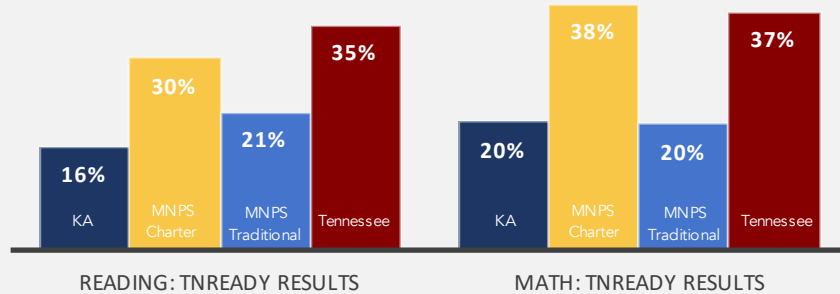
YEAR FOUNDED: 2012 | GRADE LEVELS: 5-8

ACADEMICS

(2018-2019)*


Achievement Scores

Percentage of students "On Track or Mastered" on a 100% Scale



Growth Scores

Student annual academic growth on a scale of 1-5, with 5 representing the highest growth category



CULTURE

STUDENTS

% of Students Chronically Absent
% of Students Suspended Annually
Student Attrition

	KA	MNPS Charter	MNPS Traditional
% of Students Chronically Absent	N/A**	11%	16%
% of Students Suspended Annually	4%	7%	6%
Student Attrition	18%	12%	16%

TEACHERS

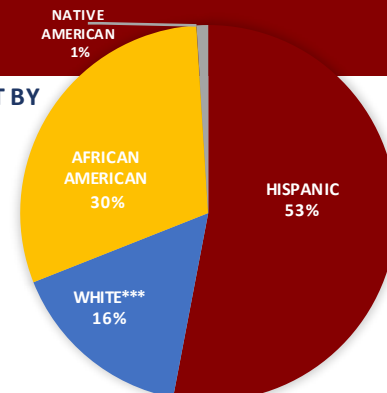
Two-year Retention

	KA	MNPS Charter	MNPS Traditional
Two-year Retention	N/A	71%	73%

ENROLLMENT & DEMOGRAPHICS

2018-2019 ENROLLMENT: **161**

ENROLLMENT BY RACE



	KA	MNPS Charter	MNPS Traditional
ENGLISH LANGUAGE LEARNERS	52%	31%	28%
STUDENTS WITH DISABILITIES	17%	12%	13%
ECONOMICALLY DISADVANTAGED	30%	44%	41%

All Data sourced from TNDOE website or MNPS Warehouse; N/A - Data Unavailable; 2019-2020* TNReady was canceled due to the COVID-19 pandemic. 2020-2021 scores have not yet been released; N/A** - Data masked for student privacy reasons; See Data Notes

White*** often includes MENA (Middle Eastern and North African).