

# Lead Cameron College Prep

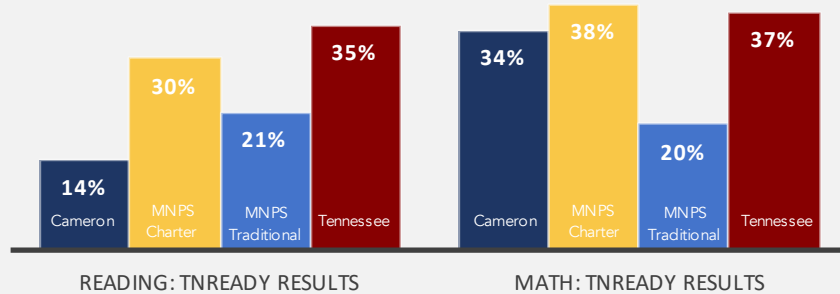
YEAR FOUNDED: 2011 | GRADE LEVELS: 5-8

## ACADEMICS

(2018-2019)\*


### Achievement Scores

Percentage of students "On Track or Mastered" on a 100% Scale



### Growth Scores

Student annual academic growth on a scale of 1-5, with 5 representing the highest growth category



## CULTURE

### STUDENTS

% of Students Chronically Absent  
% of Students Suspended Annually  
Student Attrition

	Cameron	MNPS Charter	MNPS Traditional
% of Students Chronically Absent	14%	11%	16%
% of Students Suspended Annually	7%	7%	6%
Student Attrition	14%	12%	16%

### TEACHERS

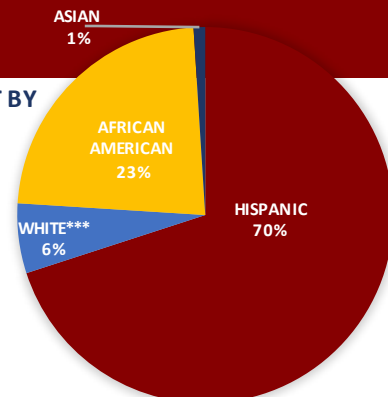
Two-year Retention

	Cameron**	MNPS Charter	MNPS Traditional
Two-year Retention	57%	71%	73%

## ENROLLMENT & DEMOGRAPHICS

2018-2019 ENROLLMENT: **734**

ENROLLMENT BY RACE



	Cameron	MNPS Charter	MNPS Traditional
ENGLISH LANGUAGE LEARNERS	67%	31%	28%
STUDENTS WITH DISABILITIES	12%	12%	13%
ECONOMICALLY DISADVANTAGED	51%	44%	41%

All Data sourced from TNDOE website or MNPS Warehouse; \* 2019-2020 TNReady was canceled due to the COVID-19 pandemic. 2020-2021 scores have not yet been released. \*\* This figure refers to teacher retention across the entire LEAD Schools network; See Data Notes

White\*\*\* often includes MENA (Middle Eastern and