

Purpose Preparatory Academy

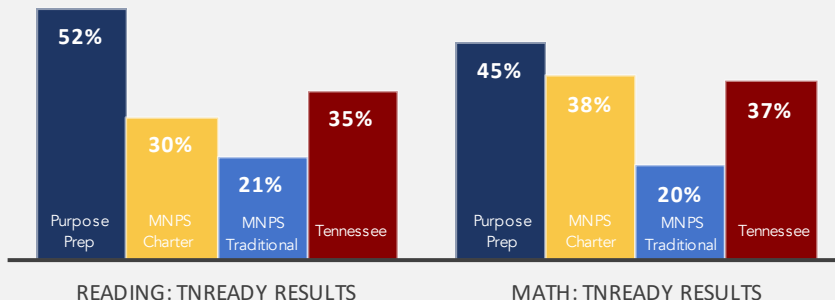
YEAR FOUNDED: 2012 | GRADE LEVELS: K-4

ACADEMICS

(2018-2019)*

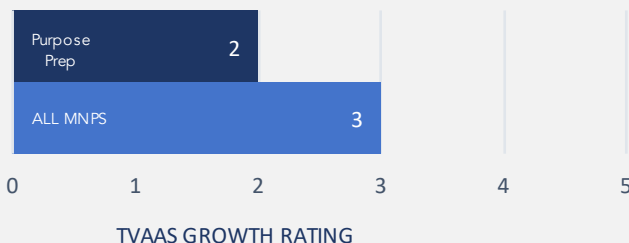
Achievement Scores

Percentage of students "On Track or Mastered" on a 100% Scale



Growth Scores

Student annual academic growth on a scale of 1-5, with 5 representing the highest growth category



CULTURE

STUDENTS

% of Students Chronically Absent
% of Students Suspended Annually
Student Attrition

	Purpose Prep	MNPS Charter	MNPS Traditional
% of Students Chronically Absent	8%	11%	16%
% of Students Suspended Annually	2%	7%	6%
Student Attrition	10%	12%	16%

TEACHERS

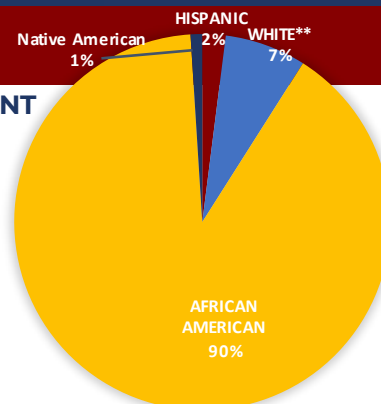
Two-year Retention

	Purpose Prep	MNPS Charter	MNPS Traditional
Two-year Retention	97%	71%	73%

ENROLLMENT & DEMOGRAPHICS

2018-2019 ENROLLMENT: **366**

ENROLLMENT BY RACE



White** often includes MENA (Middle Eastern and North African).

	Purpose Prep	MNPS Charter	MNPS Traditional
ENGLISH LANGUAGE LEARNERS	6%	31%	28%
STUDENTS WITH DISABILITIES	7%	12%	13%
ECONOMICALLY DISADVANTAGED	42%	44%	41%