

Smithson Craighead Academy

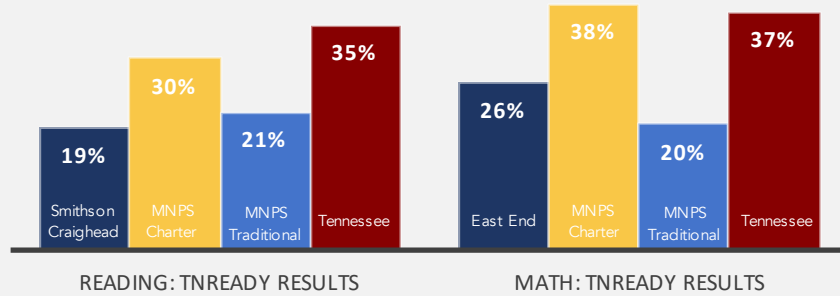
YEAR FOUNDED: 2003 | GRADE LEVELS: K-4

ACADEMICS

(2018-2019)*


Achievement Scores

Percentage of students "On Track or Mastered" on a 100% Scale



Growth Scores

Student annual academic growth on a scale of 1-5, with 5 representing the highest growth category



CULTURE

STUDENTS

% of Students Chronically Absent
% of Students Suspended Annually
Student Attrition

	Smithson Craighead	MNPS Charter	MNPS Traditional
% of Students Chronically Absent	21%	11%	16%
% of Students Suspended Annually	>1%	7%	6%
Student Attrition	8%	12%	16%

TEACHERS

Two-year Retention

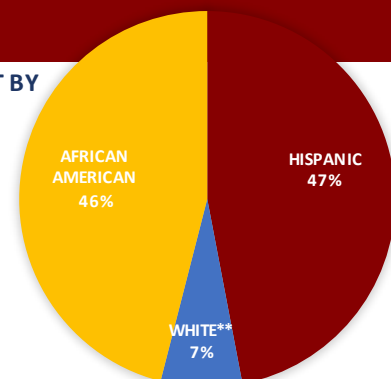
	Smithson Craighead	MNPS Charter	MNPS Traditional
Two-year Retention	91%	71%	73%

ENROLLMENT & DEMOGRAPHICS

2018-2019 ENROLLMENT: **208**

ENROLLMENT BY RACE

	Smithson Craighead	MNPS Charter	MNPS Traditional
ENGLISH LANGUAGE LEARNERS	32%	31%	28%
STUDENTS WITH DISABILITIES	15%	12%	13%
ECONOMICALLY DISADVANTAGED	52%	44%	41%



White** often includes MENA (Middle Eastern and North African).