

Valor Flagship Academy

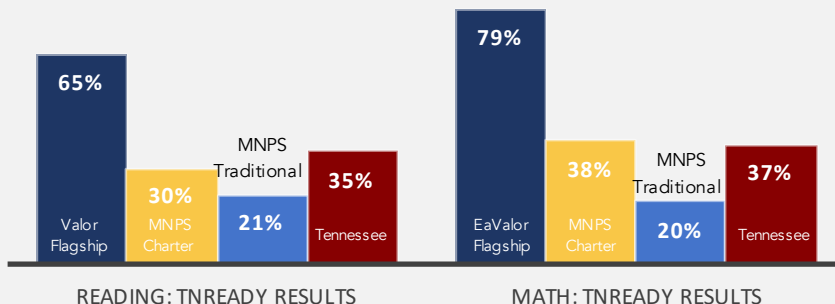
YEAR FOUNDED: 2013 | Reward School | GRADE LEVELS: 5-10

ACADEMICS

(2018-2019)*


Achievement Scores

Percentage of students "On Track or Mastered" on a 100% Scale



Growth Scores

Student annual academic growth on a scale of 1-5, with 5 representing the highest growth category



CULTURE

STUDENTS

% of Students Chronically Absent
% of Students Suspended Annually
Student Attrition

	Valor Flagship	MNPS Charter	MNPS Traditional
% of Students Chronically Absent	5%	11%	16%
% of Students Suspended Annually	3%	7%	6%
Student Attrition	4%	12%	16%

TEACHERS

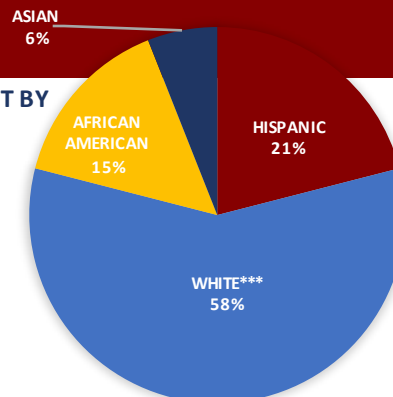
Two-year Retention

	Valor Flagship**	MNPS Charter	MNPS Traditional
Two-year Retention	80%	71%	73%

ENROLLMENT & DEMOGRAPHICS

2018-2019 ENROLLMENT: **958**

ENROLLMENT BY RACE



	Valor Flagship	MNPS Charter	MNPS Traditional
ENGLISH LANGUAGE LEARNERS	25%	31%	28%
STUDENTS WITH DISABILITIES	10%	12%	13%
ECONOMICALLY DISADVANTAGED	27%	44%	41%

All Data sourced from TNDOE website or MNPS Warehouse; 2019-2020* TNReady was canceled due to the COVID-19 pandemic. 2020-2021 scores have not yet been released; ** This figure refers to teacher retention across the entire Valor Schools network; See Data Notes

White*** often includes MENA (Middle Eastern and North African).