

# Valor Voyager Academy

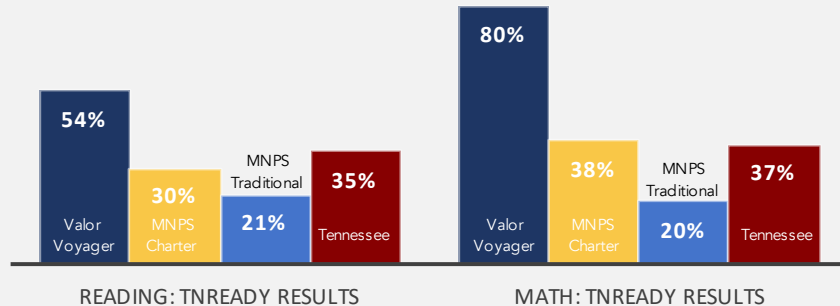
YEAR FOUNDED: 2014 | Reward School | GRADE LEVELS: 4-8

## ACADEMICS

(2018-2019)\*


### Achievement Scores

Percentage of students "On Track or Mastered" on a 100% Scale



### Growth Scores

Student annual academic growth on a scale of 1-5, with 5 representing the highest growth category



## CULTURE

### STUDENTS

% of Students Chronically Absent  
% of Students Suspended Annually  
Student Attrition

	Valor Voyager	MNPS Charter	MNPS Traditional
% of Students Chronically Absent	N/A**	11%	16%
% of Students Suspended Annually	2%	7%	6%
Student Attrition	4%	12%	16%

### TEACHERS

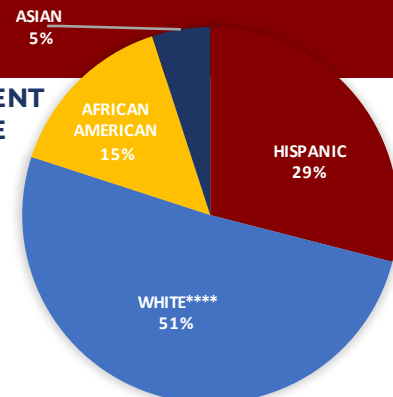
Two-year Retention

	Valor Voyager***	MNPS Charter	MNPS Traditional
Two-year Retention	80%	71%	73%

## ENROLLMENT & DEMOGRAPHICS

2018-2019 ENROLLMENT: 502

### ENROLLMENT BY RACE



	Valor Voyager	MNPS Charter	MNPS Traditional
ENGLISH LANGUAGE LEARNERS	33%	31%	28%
STUDENTS WITH DISABILITIES	12%	12%	13%
ECONOMICALLY DISADVANTAGED	29%	44%	41%

All Data sourced from TNDOE website or MNPS Warehouse; 2019-2020\* TNReady was canceled due to the COVID-19 pandemic. 2020-2021 scores have not yet been released; N/A\*\* - Data masked for privacy reasons; \*\*\*This figure refers to teacher retention across the entire Valor Schools network; See Data Notes

White\*\*\*\* often includes MENA (Middle Eastern and North African).