

# Explore! Community School

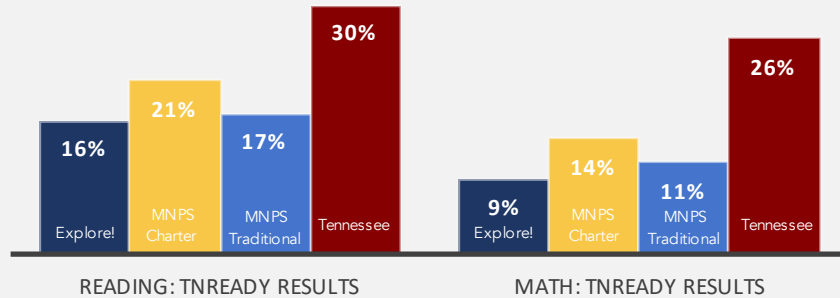
YEAR FOUNDED: 2015 | GRADE LEVELS: K-5

## ACADEMICS

(2020-2021)


### Achievement Scores

Percentage of students "On Track or Mastered" on a 100% Scale



### Growth Scores

Student annual academic growth on a scale of 1-5, with 5 representing the highest growth category



## CULTURE

### STUDENTS

% of Students Chronically Absent  
% of Students Suspended Annually  
Student Attrition\*

	Explore!	MNPS Charter	MNPS Traditional
% of Students Chronically Absent	36%	23%	32%
% of Students Suspended Annually	0%	7%	6%
Student Attrition*	10%	11%	15%

### TEACHERS

Two-year Retention\*

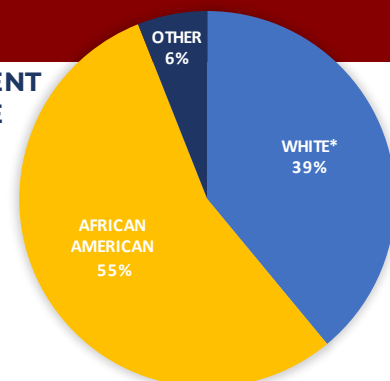
	Explore!	MNPS Charter	MNPS Traditional
Two-year Retention*	72%	72%	74%

## ENROLLMENT & DEMOGRAPHICS

2020-2021 ENROLLMENT: **499**

### ENROLLMENT BY RACE

	Explore!	MNPS Charter	MNPS Traditional
ENGLISH LANGUAGE LEARNERS	N/A	29%	28%
STUDENTS WITH DISABILITIES	15%	12%	13%
ECONOMICALLY DISADVANTAGED	46%	45%	42%



All Data sourced from TNDOE website or MNPS Warehouse. \*Updated data not available for attrition and teacher retention. N/A – Data masked for student privacy reasons. See Data Notes.

\*White often includes MENA (Middle Eastern and North African).