

# KIPP Academy Nashville Elementary (KIPP Kirkpatrick)

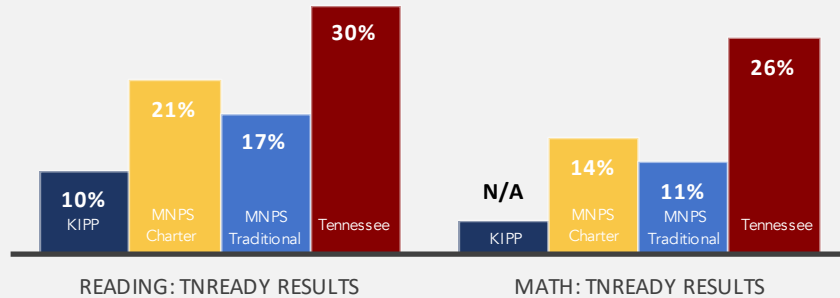
YEAR FOUNDED: 2005 | GRADE LEVELS: K-3

## ACADEMICS

(2020-2021)


### Achievement Scores

Percentage of students "On Track or Mastered" on a 100% Scale



### Growth Scores

Student annual academic growth on a scale of 1-5, with 5 representing the highest growth category



## CULTURE

### STUDENTS

% of Students Chronically Absent  
% of Students Suspended Annually  
Student Attrition\*

	KIPP	MNPS Charter	MNPS Traditional
% of Students Chronically Absent	39%	23%	32%
% of Students Suspended Annually	8%	7%	6%
Student Attrition*	15%	11%	15%

### TEACHERS

Two-year Retention\*

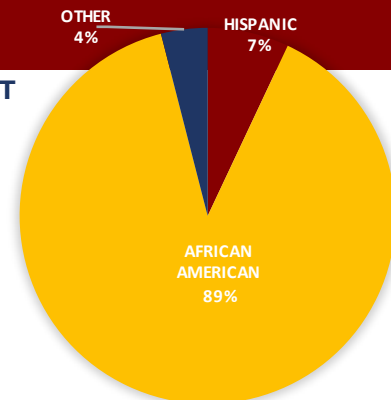
	KIPP	MNPS Charter	MNPS Traditional
Two-year Retention*	69%	72%	74%

## ENROLLMENT & DEMOGRAPHICS

2020-2021 ENROLLMENT: **431**

### ENROLLMENT BY RACE

	KIPP	MNPS Charter	MNPS Traditional
ENGLISH LANGUAGE LEARNERS	5%	29%	28%
STUDENTS WITH DISABILITIES	15%	12%	13%
ECONOMICALLY DISADVANTAGED	82%	45%	42%



All Data sourced from TNDOE website or MNPS Warehouse. N/A – Data masked for student privacy reasons.

\*Updated data not available for attrition and teacher retention. See Data Notes.