

KIPP Antioch College Prep Middle

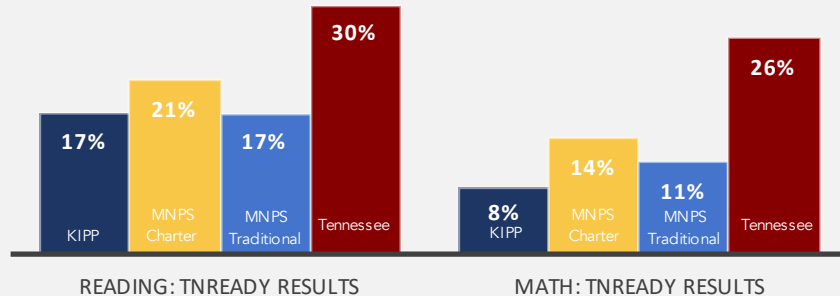
YEAR FOUNDED: 2019 | GRADE LEVELS: 5-7

ACADEMICS

(2020-2021)


Achievement Scores

Percentage of students "On Track or Mastered" on a 100% Scale



Growth Scores

Student annual academic growth on a scale of 1-5, with 5 representing the highest growth category



CULTURE

STUDENTS

% of Students Chronically Absent
% of Students Suspended Annually
Student Attrition**

	KIPP	MNPS Charter	MNPS Traditional
% of Students Chronically Absent	N/A*	23%	32%
% of Students Suspended Annually	4%	7%	6%
Student Attrition**	N/A	11%	15%

TEACHERS

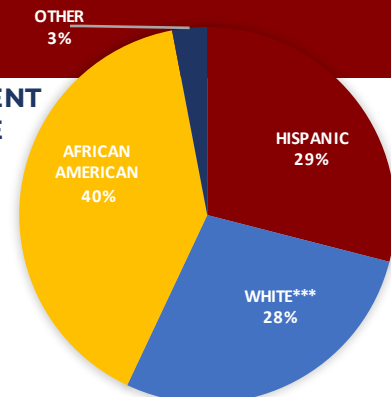
Two-year Retention**

	KIPP	MNPS Charter	MNPS Traditional
Two-year Retention**	N/A	72%	74%

ENROLLMENT & DEMOGRAPHICS

2020-2021 ENROLLMENT: **272**

ENROLLMENT BY RACE



	KIPP	MNPS Charter	MNPS Traditional
ENGLISH LANGUAGE LEARNERS	38%	29%	28%
STUDENTS WITH DISABILITIES	12%	12%	13%
ECONOMICALLY DISADVANTAGED	29%	45%	42%

All Data sourced from TNDOE website or MNPS Warehouse; N/A* - Data masked for student privacy reasons; N/A - Data Unavailable; **Updated data not available for attrition and teacher retention. See Data Notes.

White*** often includes MENA (Middle Eastern and North African).