

Knowledge Academy

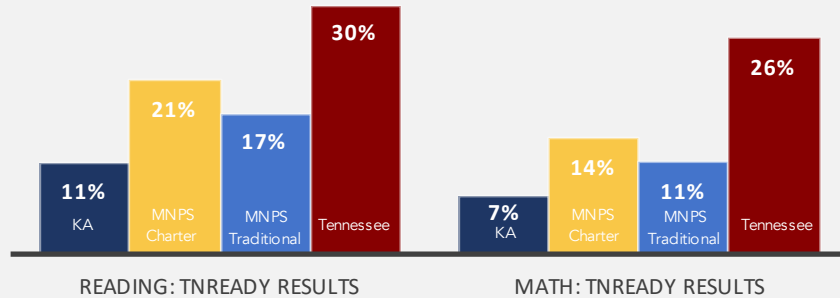
YEAR FOUNDED: 2012 | GRADE LEVELS: 5-8

ACADEMICS

(2020-2021)


Achievement Scores

Percentage of students "On Track or Mastered" on a 100% Scale



Growth Scores

Student annual academic growth on a scale of 1-5, with 5 representing the highest growth category



CULTURE

STUDENTS

% of Students Chronically Absent
% of Students Suspended Annually
Student Attrition*

	KA	MNPS Charter	MNPS Traditional
% of Students Chronically Absent	26%	26%	32%
% of Students Suspended Annually	4%	7%	6%
Student Attrition*	18%	11%	15%

TEACHERS

Two-year Retention*

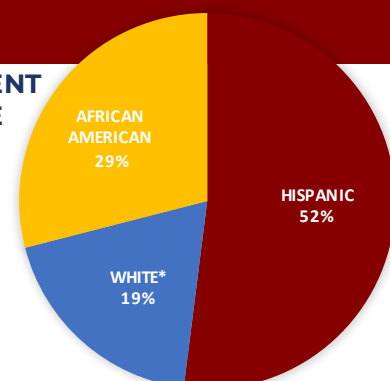
	KA	MNPS Charter	MNPS Traditional
Two-year Retention*	N/A	72%	74%

ENROLLMENT & DEMOGRAPHICS

2020-2021 ENROLLMENT: 119

ENROLLMENT BY RACE

	KA	MNPS Charter	MNPS Traditional
ENGLISH LANGUAGE LEARNERS	40%	29%	28%
STUDENTS WITH DISABILITIES	15%	12%	13%
ECONOMICALLY DISADVANTAGED	39%	45%	42%



All Data sourced from TNDOE website or MNPS Warehouse. N/A – Data not available. *Updated data not available for attrition and teacher retention. See Data Notes.

White* often includes MENA (Middle Eastern and North African).