

LEAD Cameron College Prep

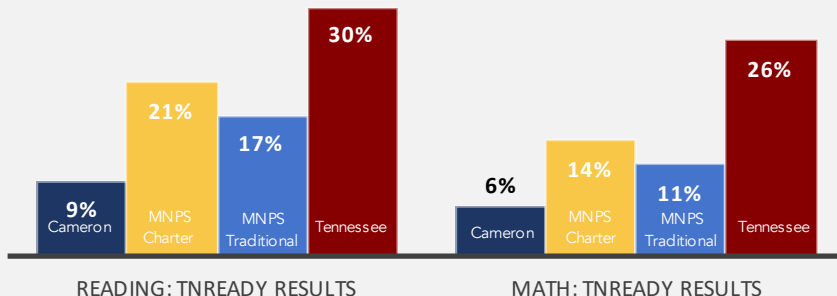
YEAR FOUNDED: 2011 | GRADE LEVELS: 5-8

ACADEMICS

(2020-2021)


Achievement Scores

Percentage of students "On Track or Mastered" on a 100% Scale



Growth Scores

Student annual academic growth on a scale of 1-5, with 5 representing the highest growth category



CULTURE

STUDENTS

% of Students Chronically Absent
% of Students Suspended Annually
Student Attrition*

	Cameron	MNPS Charter	MNPS Traditional
% of Students Chronically Absent	42%	23%	32%
% of Students Suspended Annually	7%	7%	6%
Student Attrition*	14%	11%	15%

TEACHERS

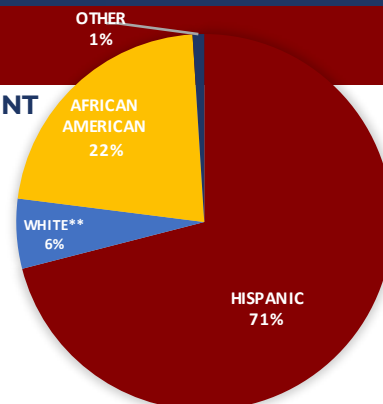
Two-year Retention*

	Cameron	MNPS Charter	MNPS Traditional
Two-year Retention*	76%	72%	74%

ENROLLMENT & DEMOGRAPHICS

2020-2021 ENROLLMENT: **691**

ENROLLMENT BY RACE



	Cameron	MNPS Charter	MNPS Traditional
ENGLISH LANGUAGE LEARNERS	66%	29%	28%
STUDENTS WITH DISABILITIES	13%	12%	13%
ECONOMICALLY DISADVANTAGED	47%	45%	42%

All Data sourced from TNDOE website or MNPS Warehouse. *Updated data not available for attrition and teacher retention. See Data Notes.

White** often includes MENA (Middle Eastern and North African).