

Liberty Collegiate

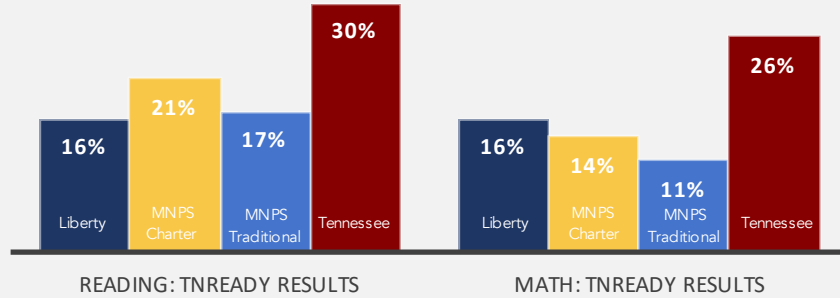
YEAR FOUNDED: 2011 | GRADE LEVELS: 5-8

ACADEMICS

(2020-2021)


Achievement Scores

Percentage of students "On Track or Mastered" on a 100% Scale



Growth Scores

Student annual academic growth on a scale of 1-5, with 5 representing the highest growth category



CULTURE

STUDENTS

% of Students Chronically Absent
% of Students Suspended Annually
Student Attrition*

	Liberty	MNPS Charter	MNPS Traditional
% of Students Chronically Absent	23%	23%	32%
% of Students Suspended Annually	10%	7%	6%
Student Attrition*	12%	11%	15%

TEACHERS

Two-year Retention*

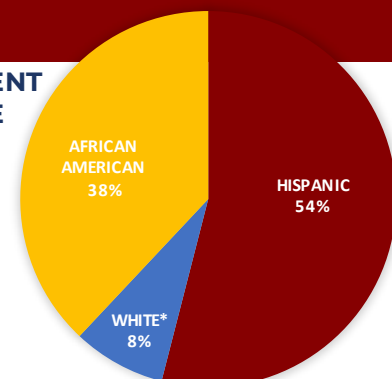
	Liberty	MNPS Charter	MNPS Traditional
Two-year Retention*	67%	72%	74%

ENROLLMENT & DEMOGRAPHICS

2020-2021 ENROLLMENT: **454**

ENROLLMENT BY RACE

	Liberty	MNPS Charter	MNPS Traditional
ENGLISH LANGUAGE LEARNERS	40%	29%	28%
STUDENTS WITH DISABILITIES	17%	12%	13%
ECONOMICALLY DISADVANTAGED	51%	45%	42%



All Data sourced from TNDOE website or MNPS Warehouse. N/A – Data Unavailable. *Updated data not available for attrition and teacher retention. See Data Notes.

White* often includes MENA (Middle Eastern and North African).