

Purpose Preparatory Academy

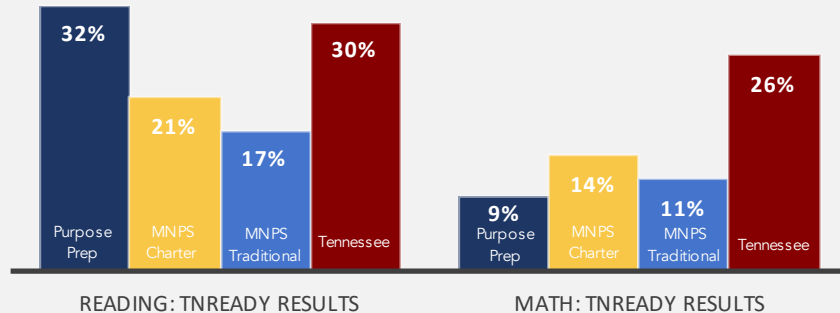
YEAR FOUNDED: 2012 | GRADE LEVELS: K-4

ACADEMICS

(2020-2021)


Achievement Scores

Percentage of students "On Track or Mastered" on a 100% Scale



Growth Scores

Student annual academic growth on a scale of 1-5, with 5 representing the highest growth category



CULTURE

STUDENTS

% of Students Chronically Absent
% of Students Suspended Annually
Student Attrition*

	Purpose Prep	MNPS Charter	MNPS Traditional
% of Students Chronically Absent	14%	23%	32%
% of Students Suspended Annually	2%	7%	6%
Student Attrition*	10%	11%	15%

TEACHERS

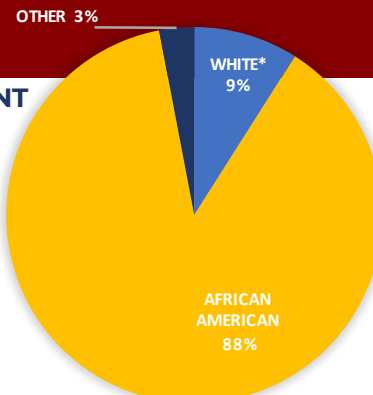
Two-year Retention*

	Purpose Prep	MNPS Charter	MNPS Traditional
Two-year Retention*	68%	72%	74%

ENROLLMENT & DEMOGRAPHICS

2020-2021 ENROLLMENT: **409**

ENROLLMENT BY RACE



White* often includes MENA (Middle Eastern and North African).

	Purpose Prep	MNPS Charter	MNPS Traditional
ENGLISH LANGUAGE LEARNERS	6%	29%	28%
STUDENTS WITH DISABILITIES	8%	12%	13%
ECONOMICALLY DISADVANTAGED	47%	45%	42%