

# Rocketship United

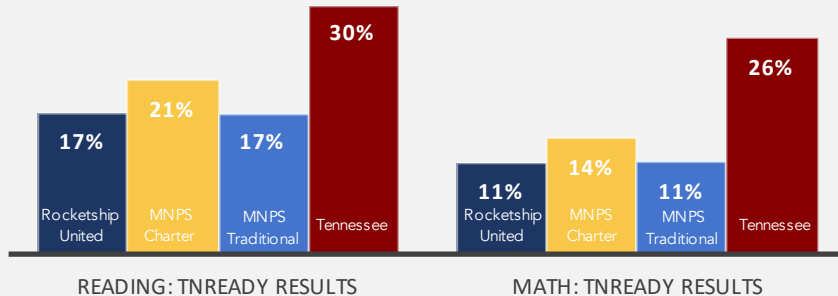
YEAR FOUNDED: 2014 | GRADE LEVELS: K-4

## ACADEMICS

(2020-2021)

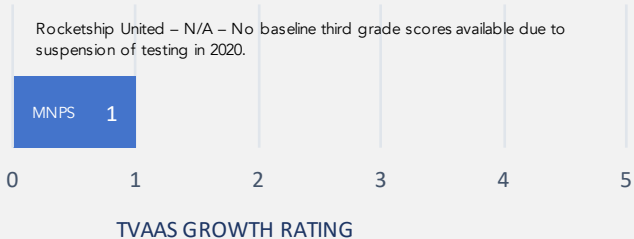
### Achievement Scores

Percentage of students "On Track or Mastered" on a 100% Scale



### Growth Scores

Student annual academic growth on a scale of 1-5, with 5 representing the highest growth category



## CULTURE

### STUDENTS

% of Students Chronically Absent  
% of Students Suspended Annually  
Student Attrition\*

|                                  | Rocketship United | MNPS Charter | MNPS Traditional |
|----------------------------------|-------------------|--------------|------------------|
| % of Students Chronically Absent | 15%               | 23%          | 32%              |
| % of Students Suspended Annually | > 1%              | 7%           | 6%               |
| Student Attrition*               | 11%               | 11%          | 15%              |

### TEACHERS

Two-year Retention\*

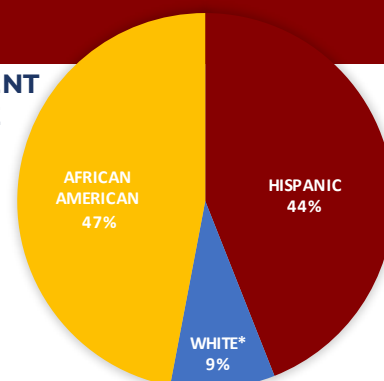
|                     | Rocketship United | MNPS Charter | MNPS Traditional |
|---------------------|-------------------|--------------|------------------|
| Two-year Retention* | 84%               | 72%          | 74%              |

## ENROLLMENT & DEMOGRAPHICS

2020-2021 ENROLLMENT: **582**

### ENROLLMENT BY RACE

|                            | Rocketship United | MNPS Charter | MNPS Traditional |
|----------------------------|-------------------|--------------|------------------|
| ENGLISH LANGUAGE LEARNERS  | 48%               | 29%          | 28%              |
| STUDENTS WITH DISABILITIES | 10%               | 12%          | 13%              |
| ECONOMICALLY DISADVANTAGED | 52%               | 45%          | 42%              |



White\* often includes MENA (Middle Eastern and North African).