

# STRIVE Collegiate Academy

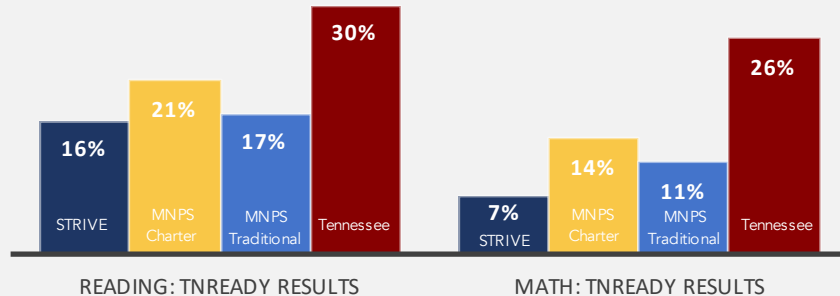
YEAR FOUNDED: 2015 | GRADE LEVELS: 5-8

## ACADEMICS

(2020-2021)


### Achievement Scores

Percentage of students "On Track or Mastered" on a 100% Scale



### Growth Scores

Student annual academic growth on a scale of 1-5, with 5 representing the highest growth category



## CULTURE

### STUDENTS

% of Students Chronically Absent  
% of Students Suspended Annually  
Student Attrition\*

	STRIVE	MNPS Charter	MNPS Traditional
% of Students Chronically Absent	20%	23%	32%
% of Students Suspended Annually	4%	7%	6%
Student Attrition*	11%	11%	15%

### TEACHERS

Two-year Retention\*

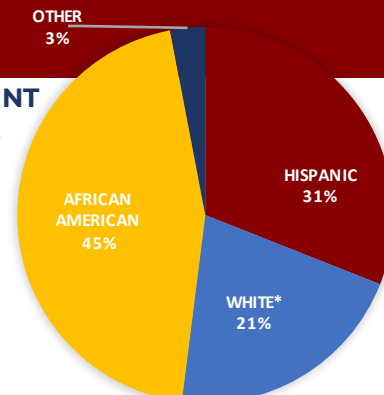
	STRIVE	MNPS Charter	MNPS Traditional
Two-year Retention*	63%	72%	74%

## ENROLLMENT & DEMOGRAPHICS

2020-2021 ENROLLMENT: 351

### ENROLLMENT BY RACE

	STRIVE	MNPS Charter	MNPS Traditional
ENGLISH LANGUAGE LEARNERS	26%	29%	28%
STUDENTS WITH DISABILITIES	13%	12%	13%
ECONOMICALLY DISADVANTAGED	39%	45%	42%



White\* often includes MENA (Middle Eastern and North African).