

Valor Flagship Academy

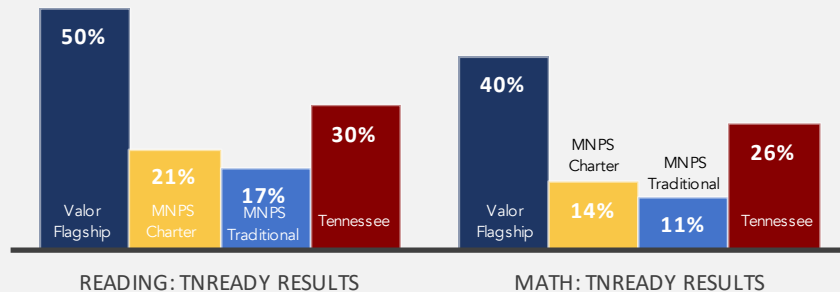
YEAR FOUNDED: 2013 | GRADE LEVELS: 5-11

ACADEMICS

(2020-2021)


Achievement Scores

Percentage of students "On Track or Mastered" on a 100% Scale



Growth Scores

Student annual academic growth on a scale of 1-5, with 5 representing the highest growth category



CULTURE

STUDENTS

% of Students Chronically Absent
% of Students Suspended Annually
Student Attrition**

	Valor Flagship	MNPS Charter	MNPS Traditional
% of Students Chronically Absent	14%	23%	32%
% of Students Suspended Annually	3%	7%	6%
Student Attrition**	4%	11%	15%

TEACHERS

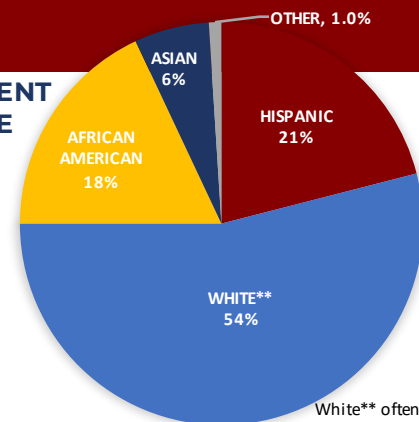
Two-year Retention**

	Valor Flagship*	MNPS Charter	MNPS Traditional
Two-year Retention**	77%	72%	74%

ENROLLMENT & DEMOGRAPHICS

2020-2021 ENROLLMENT: 1,197

ENROLLMENT BY RACE



	Valor Flagship	MNPS Charter	MNPS Traditional
ENGLISH LANGUAGE LEARNERS	19%	29%	28%
STUDENTS WITH DISABILITIES	10%	12%	13%
ECONOMICALLY DISADVANTAGED	29%	45%	42%

All Data sourced from TNDOE website or MNPS Warehouse. *This figure refers to teacher retention across the entire Valor Schools network. **Updated data not available for attrition and teacher retention. See Data Notes.

White** often includes MENA (Middle Eastern and North African).