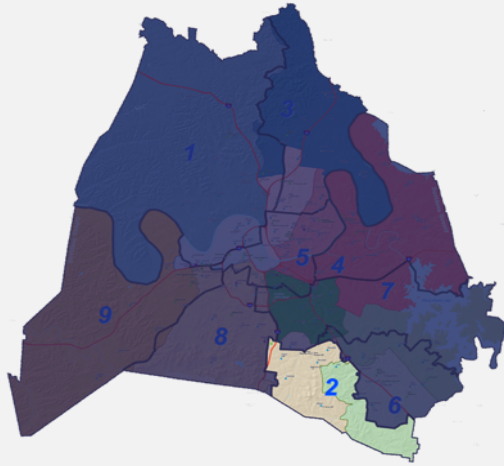


# District 2: South Nashville

9,078 TOTAL STUDENTS

Students in Traditional Schools: 81% | Charter Schools: 19%



### Elementary Schools

Crieve Hall Elementary School; Cole Elementary School; Granberry Elementary School; Haywood Elementary School; Shayne Elementary School; Tusculum Elementary School

### Middle Schools

McMurray Middle School; Oliver Middle School; Valor Flagship Academy (Charter); Valor Voyager Academy (Charter)

### High Schools

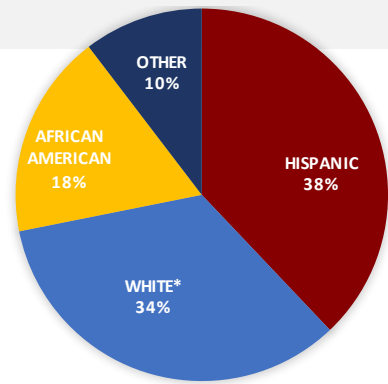
John Overton High School, Valor College Prep

### Summary of Academic & Demographic Data

- One of the most racially and ethnically diverse districts in MNPS with no racial majority
- Has the highest percentage of English Language Learners in MNPS
- Has the second-highest academic achievement in MNPS
- Charter schools in this district have the highest academic achievement in MNPS

### Student Demographics

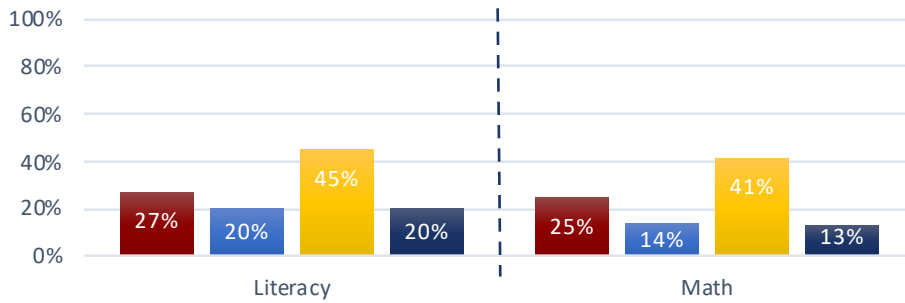
\*White often includes Middle Eastern and North African (MENA)



	District 2	District 2: Traditional	District 2: Charter	All MNPS
ENGLISH LANGUAGE LEARNERS %	39%	43%	23%	27%
STUDENTS WITH DISABILITIES %	10%	9%	11%	13%
ECONOMICALLY DISADVANTAGED %	33%	34%	29%	41%

### Achievement Scores

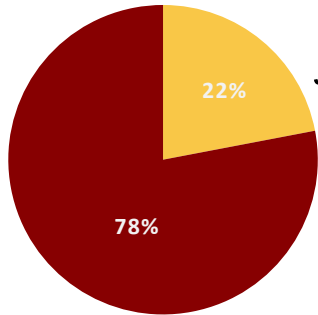
Percentage of Students Considered "On Track" or "Mastered" on TNReady Scale of 1-100% for Elementary and Middle Schools Only



■ District 2    
 ■ District 2: Traditional    
 ■ District 2: Charter    
 ■ All

**COLLEGE READINESS | High School ACT Data**

Students are considered "College Ready" if they score a 21 or above on the ACT exam.

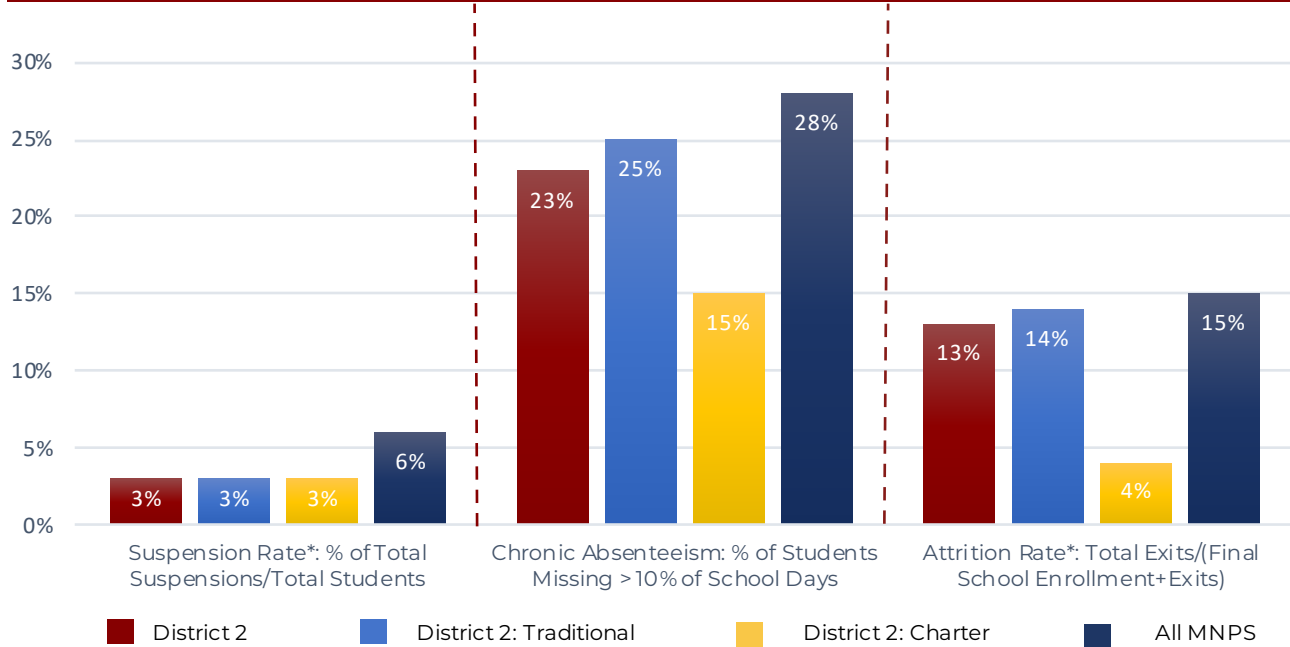


John Overton High School  
All MNPS

College Ready	Average ACT Score	Graduation Rate
25%	17.2	84%
26%	17.7	73%

- Students Scoring a 21+
- Students Scoring Below a 21

**STUDENT CULTURE DATA**



**TEACHER DATA**

Teacher Annual Retention* (2-year average)	District 2	MNPS Traditional Schools
	79%	73%

For additional information on District 2, visit <https://mnps.org/board-of-education/school-board-districts/district-2>

Data Notes: "All MNPS" includes charter and district-managed schools.  
\*Updated data not available for suspensions, attrition, and teacher retention. See Data Notes.