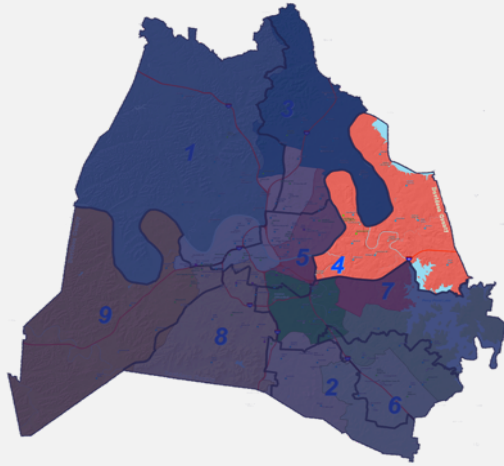


# District 4: Central & East Nashville

8,328 TOTAL STUDENTS      Students in Traditional Schools: 96% | Charter Schools: 4%



### Elementary Schools

Andrew Jackson Elementary School; Dodson Elementary School; DuPont Elementary School; Hermitage Elementary School; Hickman Elementary School; McGavock Elementary School; Pennington Elementary School; Ruby Major Elementary School; Stanford Elementary School; Tulip Grove Elementary School

### Middle Schools

Donelson Middle School; DuPont Hadley Middle School; DuPont Tyler Middle School; Margaret Allen Middle School; STRIVE Collegiate Academy (Charter); Two Rivers Middle School

### High Schools

McGavock High School

### Non-Traditional Schools Not Included in This Report

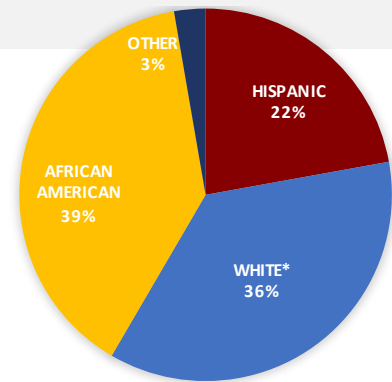
The Academy at Opry Mills

### Summary of Academic & Demographic Data

- One of the most racially and ethnically diverse districts in MNPS with no racial majority
- Has the second-highest percentage of Students with Disabilities in MNPS

### Student Demographics

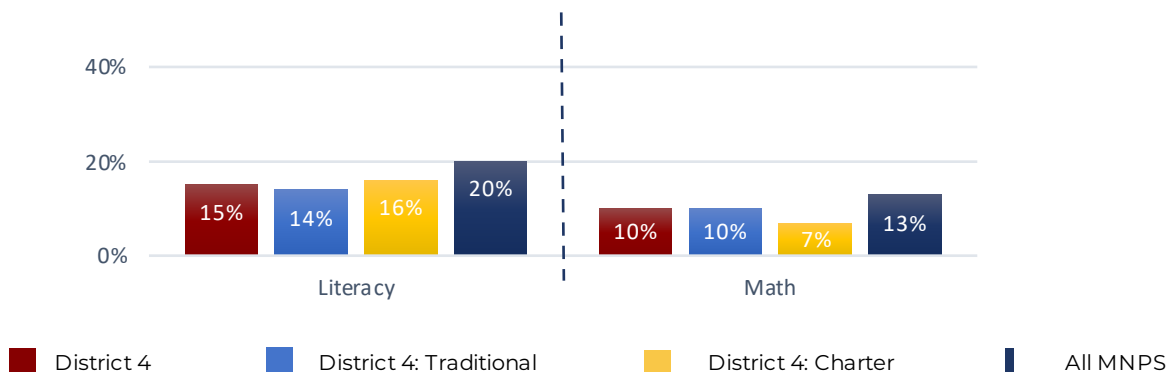
\*White often includes Middle Eastern and North African (MENA)



	District 4	District 4: Traditional	District 4: Charter	All MNPS
ENGLISH LANGUAGE LEARNERS %	17%	17%	26%	27%
STUDENTS WITH DISABILITIES %	15%	15%	13%	13%
ECONOMICALLY DISADVANTAGED %	42%	42%	39%	41%

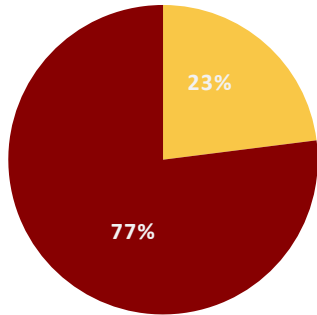
### Achievement Scores

Percentage of Students Considered "On Track" or "Mastered" on TNReady Scale of 1-100% for Elementary and Middle Schools Only



**COLLEGE READINESS | High School ACT Data**

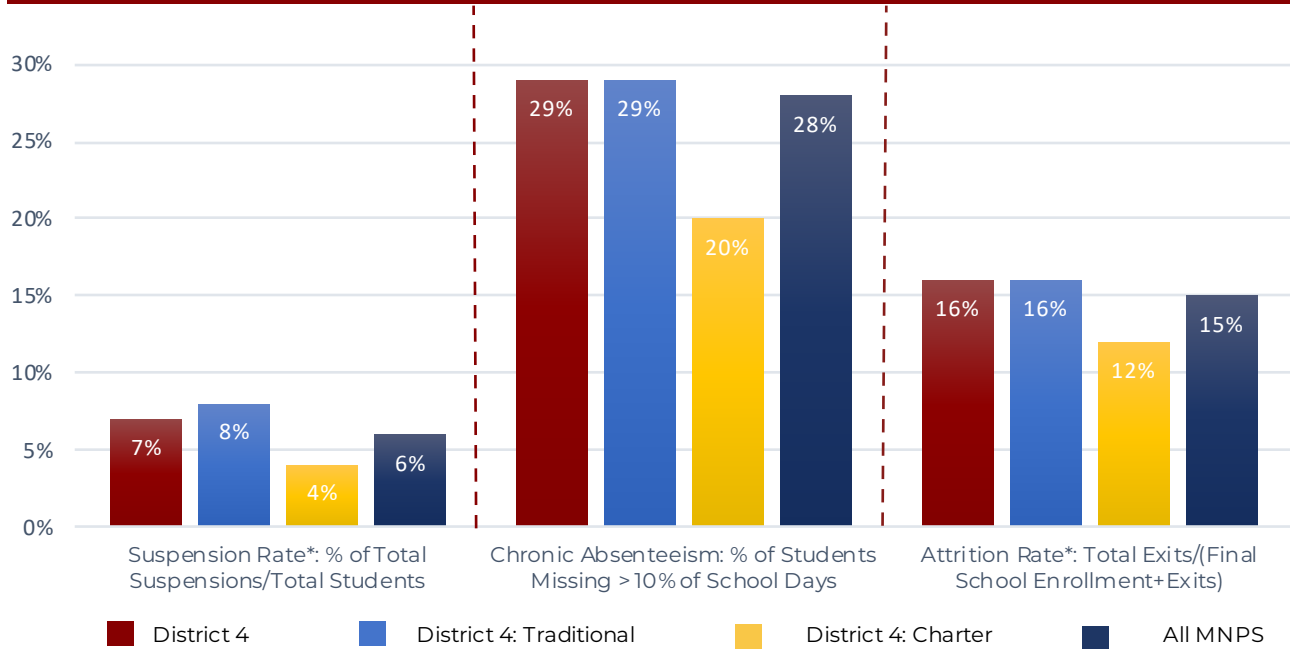
Students are considered "College Ready" if they score a 21 or above on the ACT exam.



■ Students Scoring a 21+  
■ Students Scoring Below a 21

	College Ready	Average ACT Score	Graduation Rate
<b>McGavock High School</b>	<b>30%</b>	<b>17.8</b>	<b>77%</b>
<b>All MNPS</b>	<b>26%</b>	<b>17.7</b>	<b>73%</b>

**STUDENT CULTURE DATA**



**TEACHER DATA**

	District 4	MNPS Traditional Schools
<b>Teacher Annual Retention* (2-year average)</b>	<b>78%</b>	<b>73%</b>

For additional information on District 4, visit <https://mnps.org/board-of-education/school-board-districts/district-4>

Data Notes: "All MNPS" includes charter and district-managed schools.  
\*Updated data not available for suspensions, attrition, and teacher retention. See Data Notes.