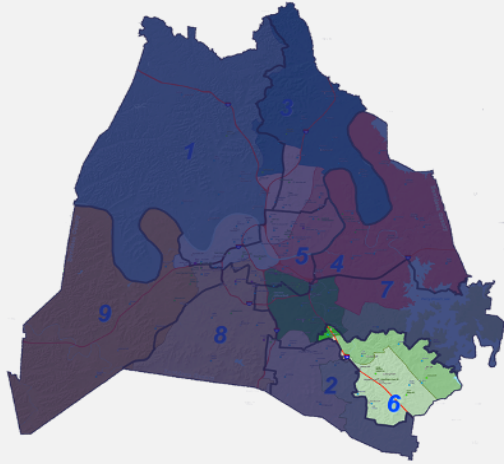


District 6: South Nashville

13,255 TOTAL STUDENTS Students in Traditional Schools: 84% | Charter Schools: 16%



Elementary Schools

A.Z. Kelley Elementary School; Cane Ridge Elementary School; Eagle View Elementary; Henry C. Maxwell Elementary School; J.E. Moss Elementary School; Lakeview Elementary School; Mount View Elementary School; Paragon Mills Elementary School; Thomas A. Edison Elementary

Middle Schools

Antioch Middle School; Apollo Middle School; Intrepid College Prep (Charter); John F. Kennedy Middle School; Knowledge Academy (Charter); Knowledge Academies at the Crossings (Charter)

High Schools

Antioch High School; Cane Ridge High School; Intrepid College Prep (Charter); LEAD Prep Southeast High School (Charter); Knowledge Academies High School (Charter)

Non-Traditional Schools Not Included in This Report

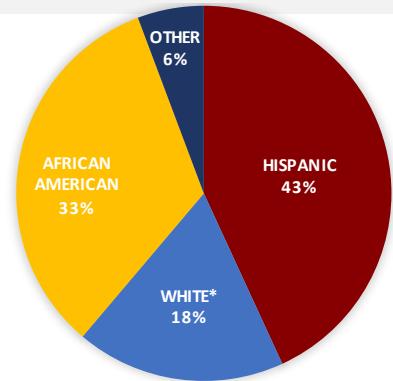
The Academy at Hickory Hollow; Cambridge Early Learning Center

Summary of Academic & Demographic Data

- Serves more students than any other MNPS district
- One of the most racially and ethnically diverse districts in MNPS with no racial majority
- Has the second-lowest Math scores in MNPS

Student Demographics

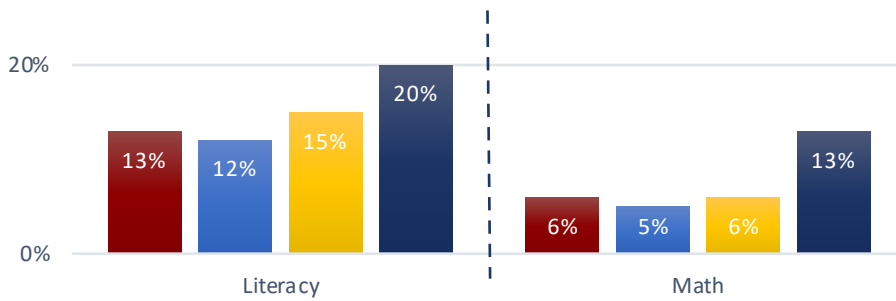
**White often includes Middle Eastern and North African (MENA)*



	District 6	District 6: Traditional	District 6: Charter	All MNPS
ENGLISH LANGUAGE LEARNERS %	42%	41%	50%	27%
STUDENTS WITH DISABILITIES %	11%	10%	11%	13%
ECONOMICALLY DISADVANTAGED %	40%	41%	34%	41%

Achievement Scores

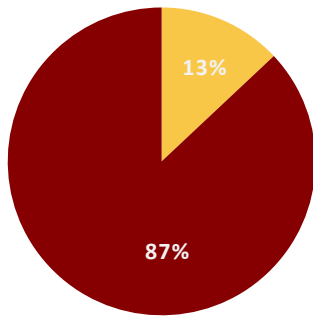
Percentage of Students Considered "On Track" or "Mastered" on TNReady Scale of 1-100% for Elementary and Middle Schools Only



■ District 6
 ■ District 6: Traditional
 ■ District 6: Charter
 ■ All MNPS

COLLEGE READINESS | High School ACT Data

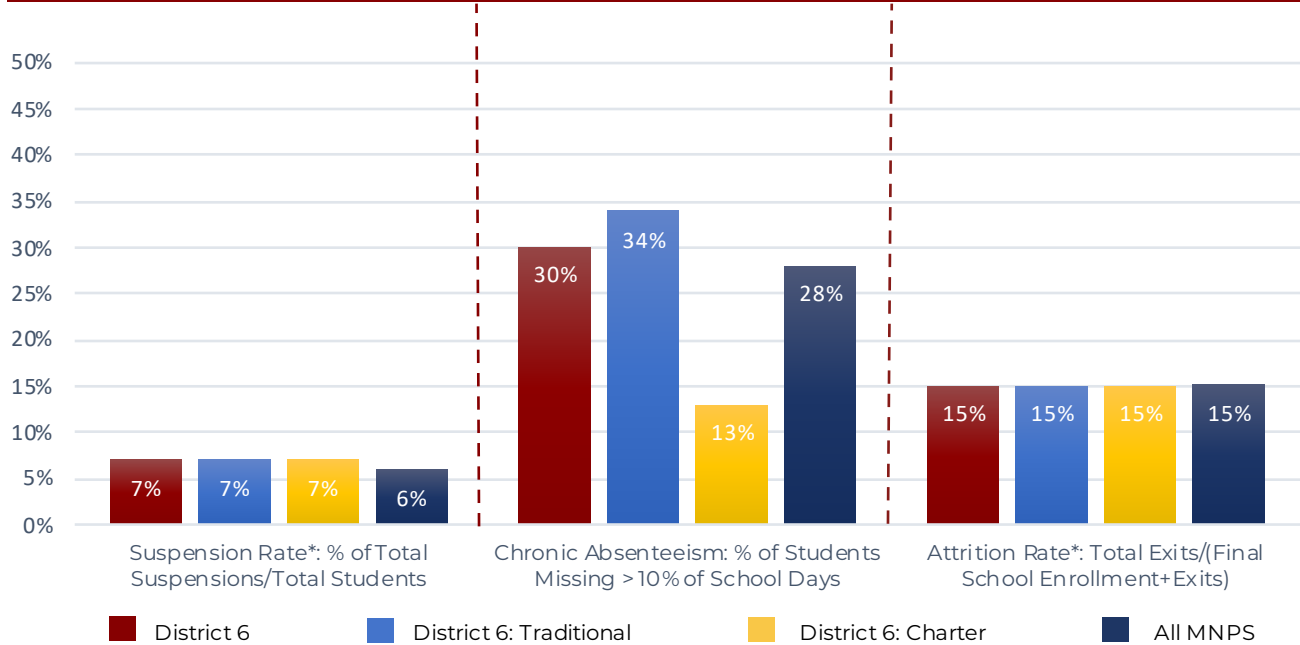
Students are considered "College Ready" if they score a 21 or above on the ACT exam.



■ Students Scoring a 21+
■ Students Scoring Below a 21

	"College Ready"	Average ACT Score	Graduation Rate
Antioch High School	17%	15.4	75%
Cane Ridge High School	24%	15.4	81%
Knowledge Academies HS	22%	15.3	86%
LEAD Southeast	N/A	17.9	93%
All MNPS	26%	17.7	73%

STUDENT CULTURE DATA



TEACHER DATA

	District 6	MNPS Traditional Schools
Teacher Annual Retention* (2-year average)	73%	73%

For additional information on District 6, visit <https://mnps.org/board-of-education/school-board-districts/district-6>

Data Notes: "All MNPS" includes charter and district-managed schools; Knowledge Academies only served through grade 11 in 2017-2018

*Updated data not available for suspensions, attrition, and teacher retention. See Data Notes.