

# KIPP Academy Nashville Middle School

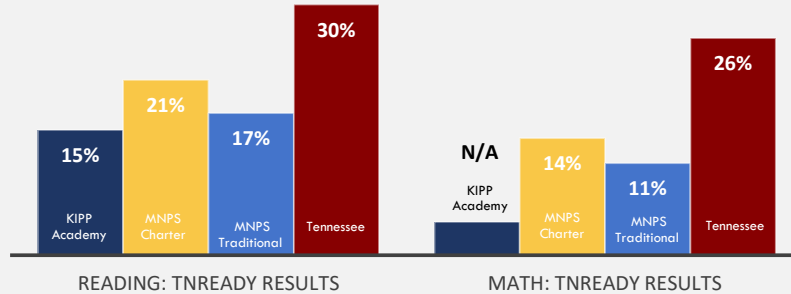
YEAR FOUNDED: 2005 | GRADE LEVELS: 5-8

## ACADEMICS

(2020-2021)


### Achievement Scores

Percentage of students "On Track or Mastered" on a 100% Scale



### Growth Scores

Student annual academic growth on a scale of 1-5, with 5 representing the highest growth category



## CULTURE

### STUDENTS

% of Students Chronically Absent  
% of Students Suspended Annually  
Student Attrition\*

	KIPP Academy	MNPS Charter	MNPS Traditional
% of Students Chronically Absent	20%	23%	32%
% of Students Suspended Annually	19%	7%	6%
Student Attrition*	6%	11%	15%

### TEACHERS

Two-year Retention\*

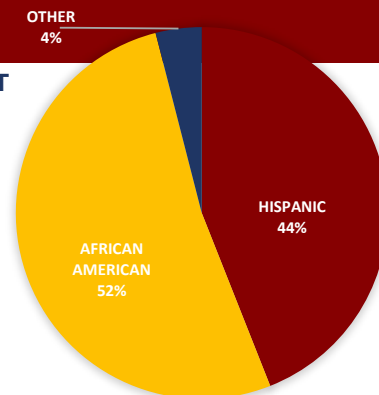
	KIPP Academy	MNPS Charter	MNPS Traditional
Two-year Retention*	60%	72%	74%

## ENROLLMENT & DEMOGRAPHICS

2020-2021 ENROLLMENT: **390**

### ENROLLMENT BY RACE

	KIPP Academy	MNPS Charter	MNPS Traditional
ENGLISH LANGUAGE LEARNERS	32%	29%	28%
STUDENTS WITH DISABILITIES	14%	12%	13%
ECONOMICALLY DISADVANTAGED	56%	45%	42%



All Data sourced from TNDOE website or MNPS Warehouse. \*Updated data not available for attrition and teacher retention. N/A - Data masked for student privacy reasons. See Data Notes.