

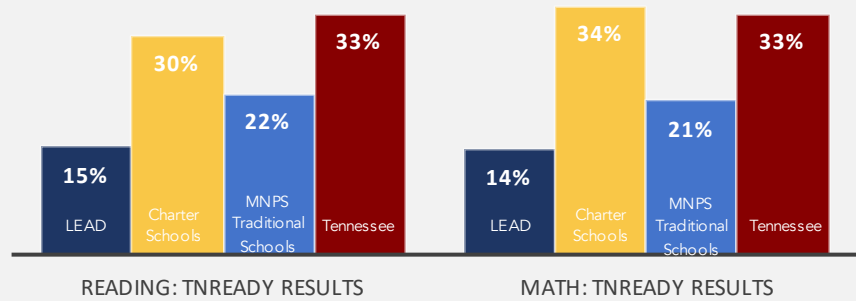
# LEAD Academy High School

YEAR FOUNDED: 2007 | GRADE LEVELS: 9-12

## ACADEMICS

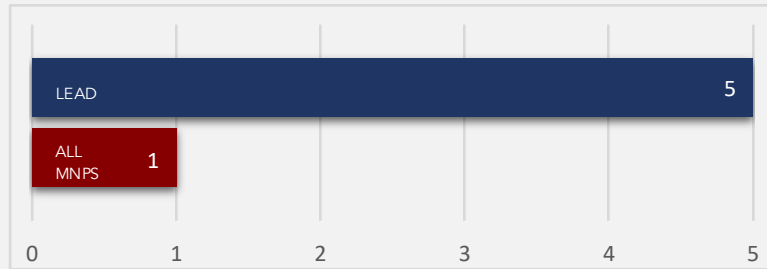
### Achievement Scores

Percentage of students "On Track or Mastered" on a 100% Scale for Elementary and Middle Schools Only



### Growth Scores

Student annual academic growth on a scale of 1-5, with 5 representing the highest growth category



## CULTURE

### STUDENTS

% of Students Chronically Absent  
% of Students Suspended Annually  
Student Attrition

	LEAD	Charter Schools	Traditional Schools
% of Students Chronically Absent	16%	11%	19%
% of Students Suspended Annually	12%	10%	8%
Student Attrition	15%	12%	15%

### TEACHERS

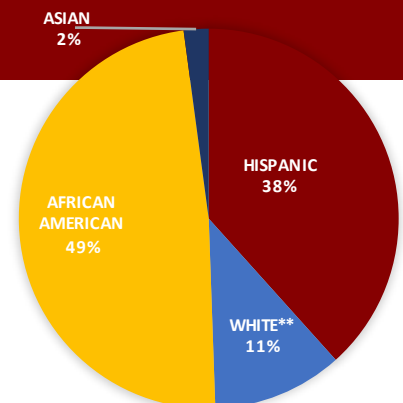
Two-year Retention

	LEAD	All MNPS	Traditional Schools
Two-year Retention	75%	86%	88%

## ENROLLMENT & DEMOGRAPHICS

2017-2018 ENROLLMENT: **385**

	LEAD	Charter Schools	Traditional Schools
ENGLISH LANGUAGE LEARNERS	16%	15%	19%
STUDENTS WITH DISABILITIES	13%	11%	14%
ECONOMICALLY DISADVANTAGED	47%	52%	48%



All Data sourced from TNDOE website or MNPS Warehouse; TNReady Scores are for Grades 3-8

\*\*White often includes MENA (Middle Eastern and North African).