

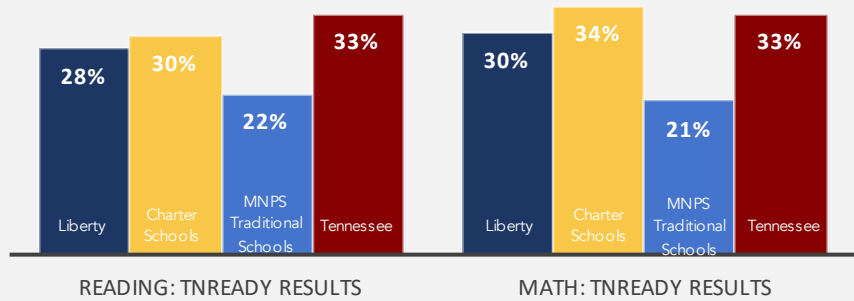
Liberty Collegiate Academy

YEAR FOUNDED: 2011 | GRADE LEVELS: 5-8

ACADEMICS

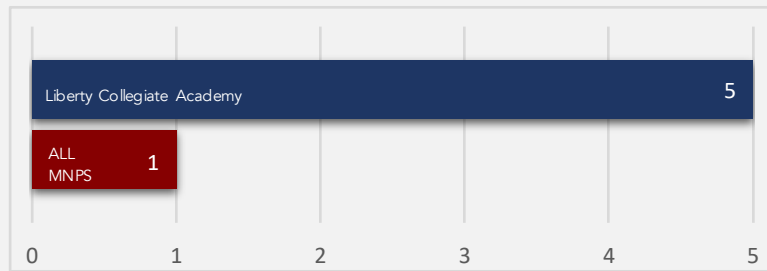
Achievement Scores

Percentage of students "On Track or Mastered" on a 100% Scale for Elementary and Middle Schools Only



Growth Scores

Student annual academic growth on a scale of 1-5, with 5 representing the highest growth category



CULTURE

STUDENTS

% of Students Chronically Absent
% of Students Suspended Annually
Student Attrition

	Liberty	Charter Schools	Traditional Schools
% of Students Chronically Absent	9%	11%	19%
% of Students Suspended Annually	16%	10%	8%
Student Attrition	10%	12%	15%

TEACHERS

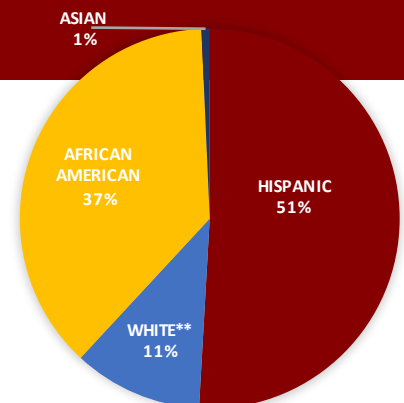
Two-year Retention

	Liberty	All MNPS	Traditional Schools
Two-year Retention	72%	86%	88%

ENROLLMENT & DEMOGRAPHICS

2017-2018 ENROLLMENT: 444

	Liberty	Charter Schools	Traditional Schools
ENGLISH LANGUAGE LEARNERS	18%	15%	19%
STUDENTS WITH DISABILITIES	12%	11%	14%
ECONOMICALLY DISADVANTAGED	50%	52%	48%



All Data sourced from TNDOE website or MNPS Warehouse; TNReady Scores are for Grades 3-8

**White often includes MENA (Middle Eastern and North African).