

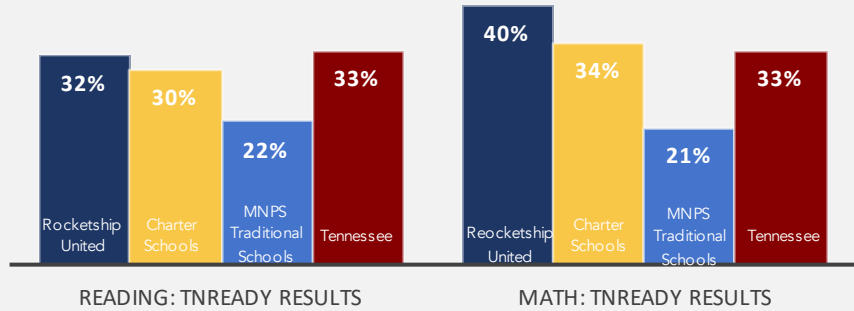
Rocketship United

YEAR FOUNDED: 2015 | GRADE LEVELS: K-4

ACADEMICS

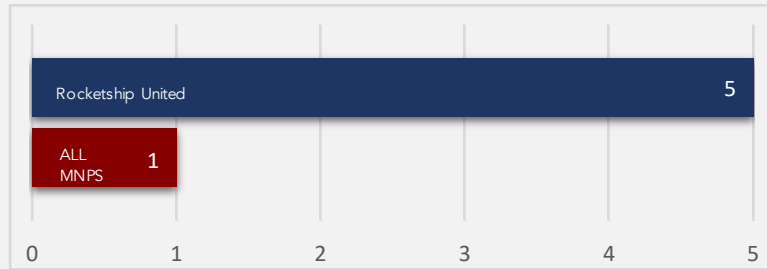
Achievement Scores

Percentage of students "On Track or Mastered" on a 100% Scale for Elementary and Middle Schools Only



Growth Scores

Student annual academic growth on a scale of 1-5, with 5 representing the highest growth category



CULTURE

STUDENTS

% of Students Chronically Absent
% of Students Suspended Annually
Student Attrition

| | Rocketship United | Charter Schools | Traditional Schools |
|----------------------------------|-------------------|-----------------|---------------------|
| % of Students Chronically Absent | 12% | 11% | 19% |
| % of Students Suspended Annually | 1% | 10% | 8% |
| Student Attrition | 14% | 12% | 15% |

TEACHERS

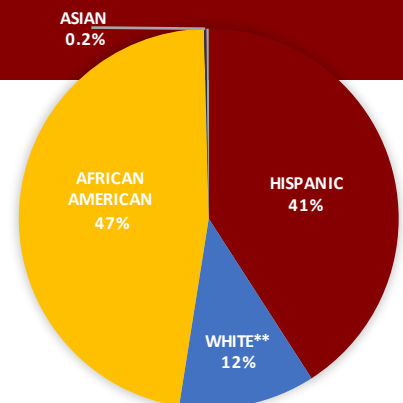
Two-year Retention (2016-2017)

| | Rocketship United | Charter Schools | Traditional Schools |
|--------------------------------|-------------------|-----------------|---------------------|
| Two-year Retention (2016-2017) | 77% | 75% | 77% |

ENROLLMENT & DEMOGRAPHICS

2017-2018 ENROLLMENT: **518**

| | Rocketship United | Charter Schools | Traditional Schools |
|----------------------------|-------------------|-----------------|---------------------|
| ENGLISH LANGUAGE LEARNERS | 42% | 15% | 19% |
| STUDENTS WITH DISABILITIES | 9% | 11% | 14% |
| ECONOMICALLY DISADVANTAGED | 59% | 52% | 48% |



All Data sourced from TNDOE website or MNPS Warehouse; TNReady Scores are for Grades 3-8

**White often includes MENA (Middle Eastern and North African).